

Opioid-Related Harms Status Report

FOURTH Quarter
Published March, 2021



This report highlights opioid-related harms in the area served by Peterborough Public Health (PPH), including **Curve Lake** and **Hiawatha First Nations**, and the **City** and **County of Peterborough**.

Paramedic Services¹

From October 1 to December 31, 2020, **86 suspected opioid-related overdose calls** were received by Peterborough Paramedic Services.



70% of calls involved **men**



51% of calls involved the **25-44** year old age group

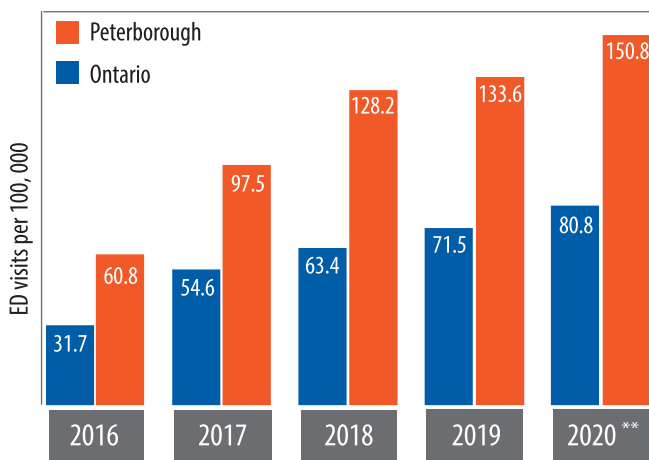


44% of calls occurred between **4:00 p.m. & 12:00 a.m.**

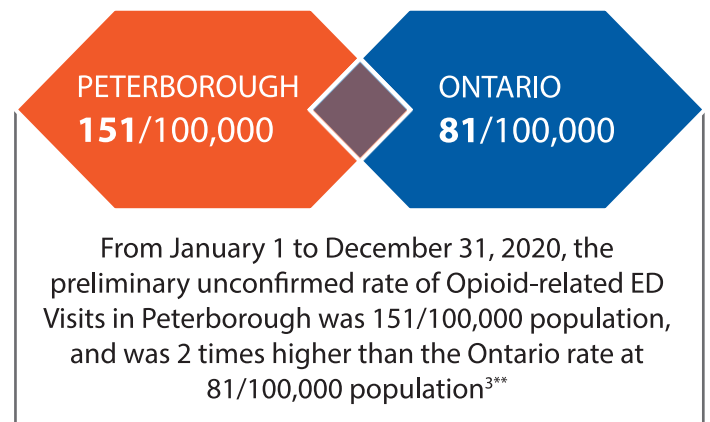
For reference, 73 opioid-related calls were received in the previous quarter (July to September 2020) and 43 calls were received in the same quarter last year (October to December 2019).

Emergency Department (ED)^{2, 3}

Rate of **Opioid-Related ED Visits** (by year) PPH and Ontario, 2016-2020*

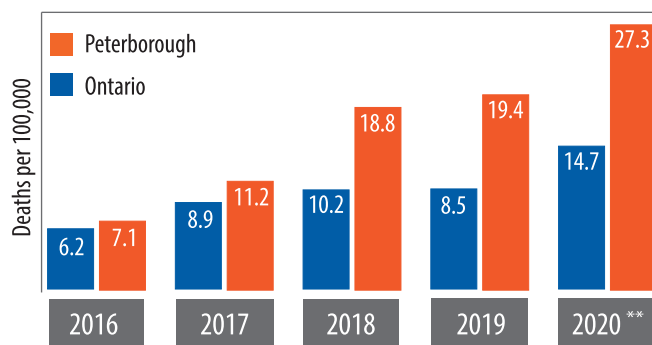


Rate of **Preliminary UNCONFIRMED opioid-related ED visits** (by year), PPH and Ontario, January-December 2020



Deaths^{2,4}

Rate of **CONFIRMED Opioid-related Deaths** (by year) PPH and Ontario, 2016-2020^{2*}



Number of Local Opioid-Related Deaths, 2016-2020²

YEAR	NUMBER
2016	10
2017	16
2018	27
2019**	29
2020 (Jan-Oct)**	33

Of the 2020^{4**} Opioid-Related Deaths

Ontario 95.3% | **Peterborough 100%**
of total were **accidental**

Ontario 90% | **Peterborough 93.5%**
of total occurred among the **25-64 year old age group**

***Limitations**

- Only a fraction of opioid overdoses end up as an emergency department (ED) visit. Therefore, may not reflect the total burden in the population.
- Data for Ontario residents who visit an Emergency Department/hospital or die outside of the province are not included.
- Rates have not been adjusted and don't take into account differences in the Ontario and Peterborough populations (e.g. age).

****Notes**

- Data should be considered preliminary and are subject to change.
- Death data will be adjusted as remaining cases are closed by the Office of the Chief Coroner of Ontario; data presented does not include deaths which are still under investigation to determine cause of death. Only partial data are available for 2020 opioid-related deaths; rates are annualized (January - October).
- Generally, Emergency Department visits and deaths are included in the calculations based on the listed place of residence that falls within the jurisdiction of Peterborough Public Health.

References

¹Data Source: Peterborough County-City Paramedics

²Data Source: Ontario Agency for Health Protection and Promotion (Public Health Ontario). *Interactive Opioid Tool*. Toronto, ON: Queen's Printer for Ontario; 2020. Available from: www.publichealthontario.ca/en/data-and-analysis/substance-use/interactive-opioid-tool

³Data Source: *National Ambulatory Care Reporting System (NACRS)*, Canadian Institute for Health (CIHI)

⁴Data Source: *Coroner's Opioid Investigative Aid*, May 2017 to September 2020, Office of the Chief Coroner for Ontario, extracted January, 2021.