

Note: Information for this report was extracted from Ontario's integrated Public Health Information System (iPHIS) and the Case and Contact Management system (CCM) on September 15, 2020 at 4:00 PM and the Ontario Laboratories Information System (OLIS) on September 16, 2020 at 8:52 AM.

Case Summary



Testing Summary



> 26,650 Residents Tested

**1 out of every 6 residents
has been tested for COVID-19**

Testing Rate of 18.0 %

Case Demographics



MALE CASES

51 **46%**

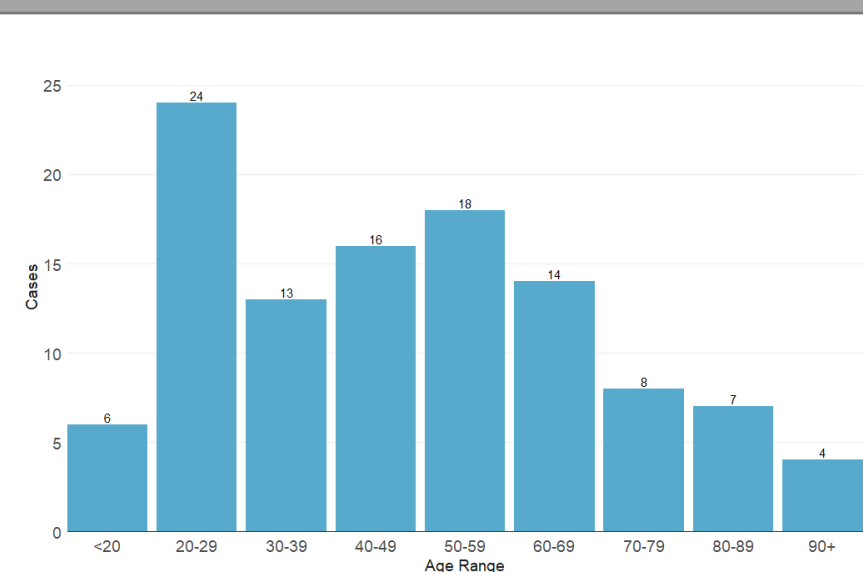


FEMALE CASES

59 **54%**

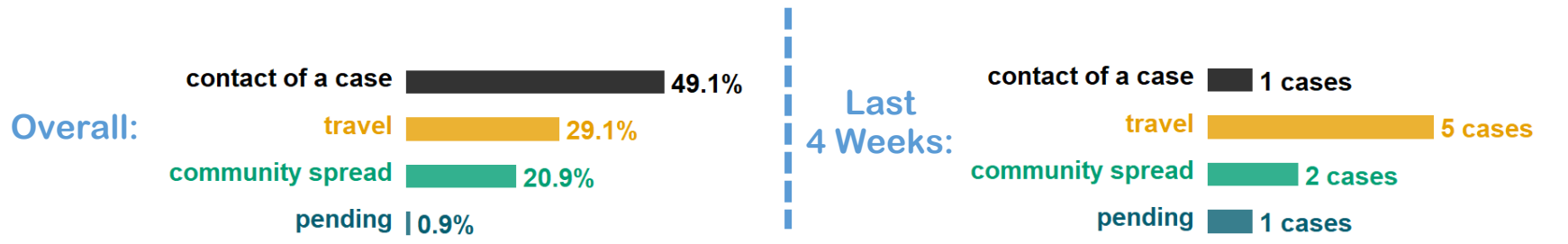


Cases by Age



Note: Information for this report was extracted from Ontario's integrated Public Health Information System (iPHIS) and the Case and Contact Management system (CCM) on September 15, 2020 at 4:00 PM and the Ontario Laboratories Information System (OLIS) on September 16, 2020 at 8:52 AM.

Source of COVID-19 Exposure



Outbreaks

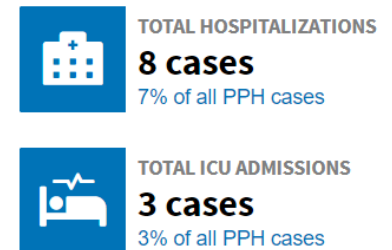
Local Institutional Outbreaks:



Local Cases linked to Ontario Outbreaks:



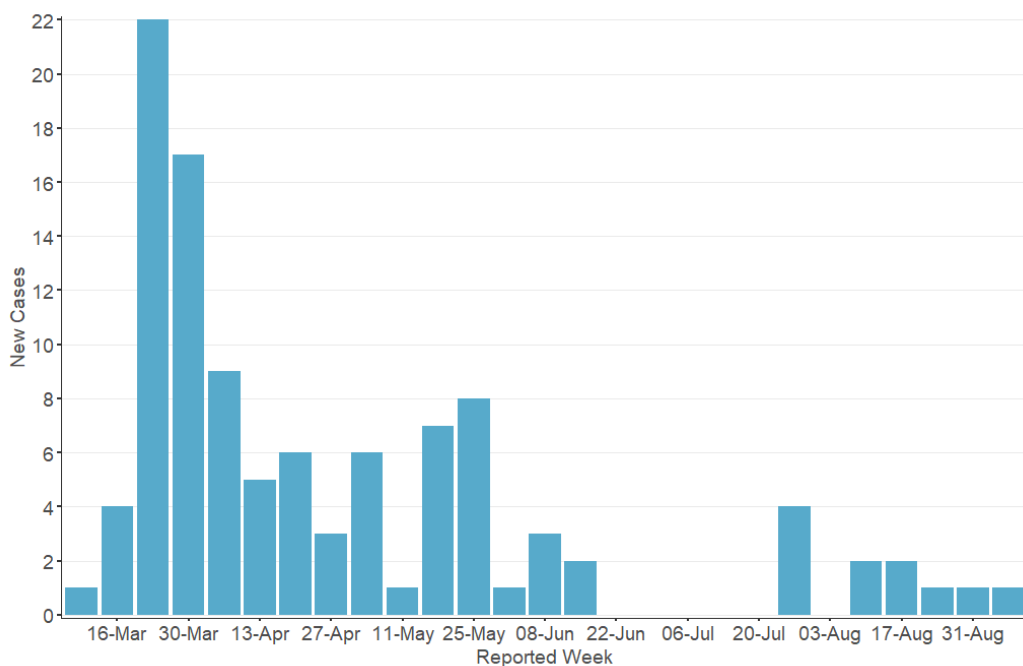
Hospitalizations



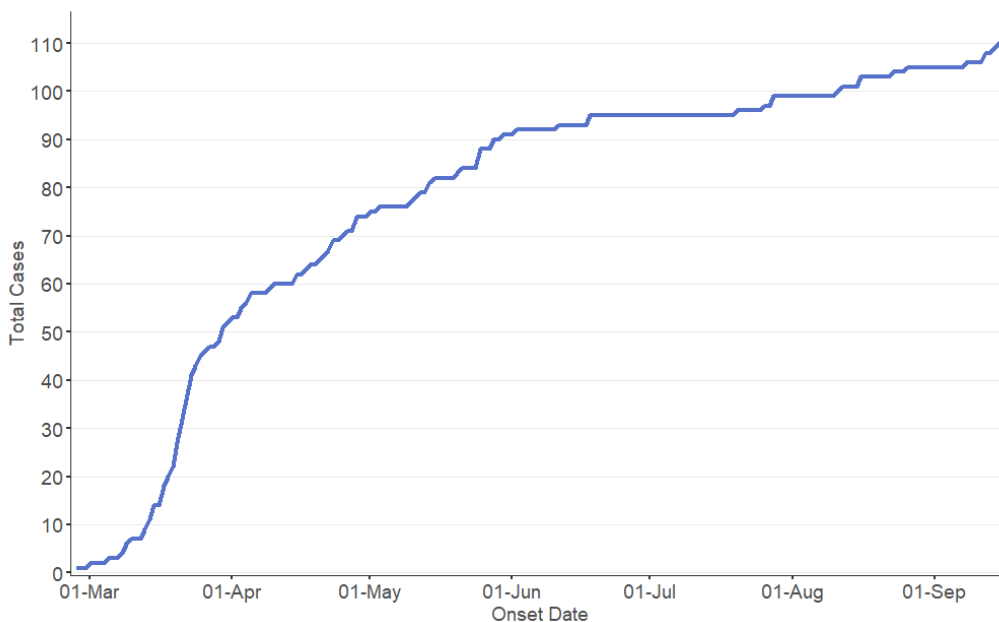
Note: Information for this report was extracted from Ontario's integrated Public Health Information System (iPHIS) and the Case and Contact Management system (CCM) on September 8, 2020 at 4:00 PM.

Timeline of Cases

New Cases by Reported Week



Total Cases by Onset Date

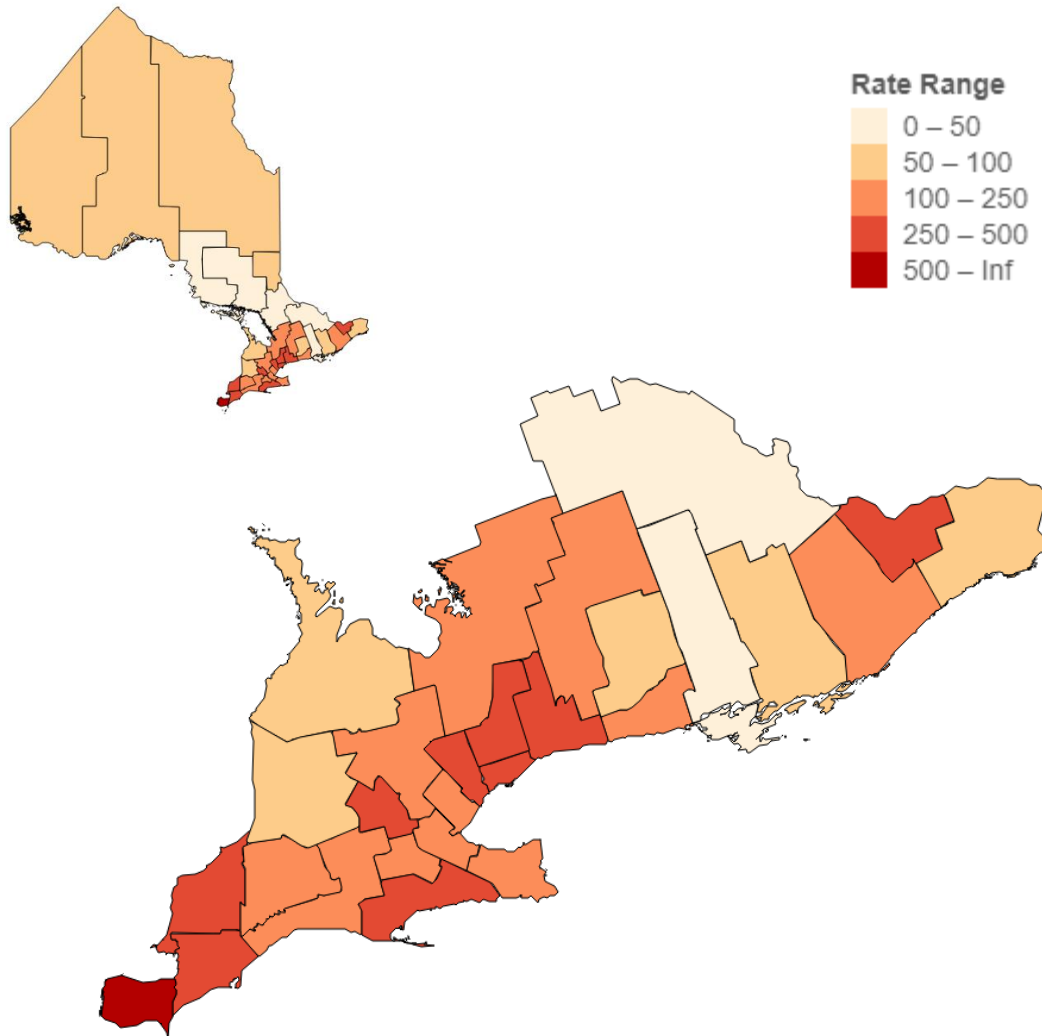


Note: Information for this report was extracted from Ontario's integrated Public Health Information System (iPHIS) and the Case and Contact Management system (CCM) on September 8, 2020 at 4:00 PM.

COVID-19 INCIDENCE RATES

| | | |
|--|-----------------------|-----------------------|
| Overall: | LOCAL | ONTARIO |
| | 74 cases | 304 cases |
| (January 15, 2020 to September 14, 2020) | per 100,000 residents | per 100,000 residents |

| | | |
|---|-----------------------|-----------------------|
| Last Week: | LOCAL | ONTARIO |
| | 2.0 cases | 10.3 cases |
| (September 8, 2020 to September 14, 2020) | per 100,000 residents | per 100,000 residents |



Rate of confirmed cases of COVID-19 by public health unit: Ontario, January 15 to September 14, 2020

Source: Ontario Ministry of Health. Ontario COVID-19 Data Tool: Counts and rates of COVID-19 in Ontario.

Available: <https://www.publichealthontario.ca/en/data-and-analysis/infectious-disease/covid-19-data-surveillance/covid-19-data-tool>