

Note: Information for this report was extracted from Ontario's integrated Public Health Information System (iPHIS) on August 12, 2020 at 4:00 PM and the Ontario Laboratories Information System (OLIS) on August 19, 2020 at 8:51 AM.

Case Summary

101

Total Cases



2

Active Cases



97

Resolved



2

Deaths

Testing Summary



> 23,500 Residents Tested

**1 out of every 6 residents
has been tested for COVID-19**

Testing Rate of 15.9 %

Case Demographics



MALE CASES

48 48%

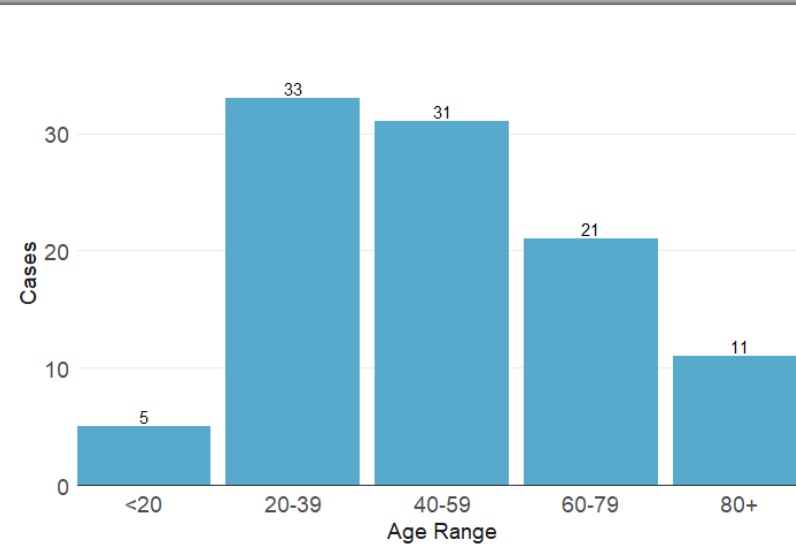


FEMALE CASES

53 52%

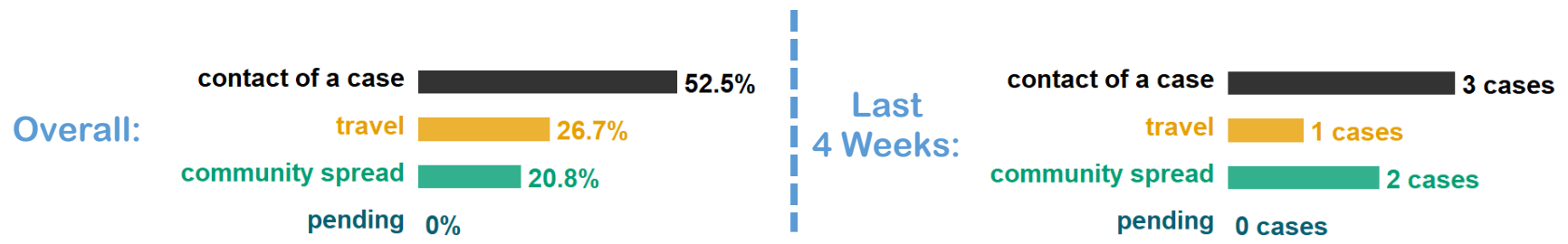


Cases by Age



Note: Information for this report was extracted from Ontario's integrated Public Health Information System (iPHIS) on August 12, 2020 at 4:00 PM and the Ontario Laboratories Information System (OLIS) on August 19, 2020 at 8:51 AM.

Source of COVID-19 Exposure



Outbreaks

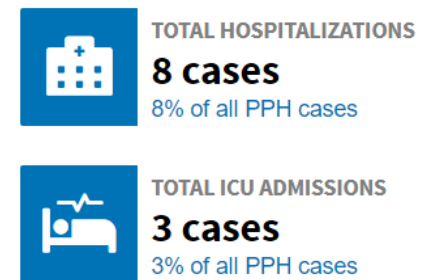
Local Institutional Outbreaks:



Local Cases linked to Ontario Outbreaks:



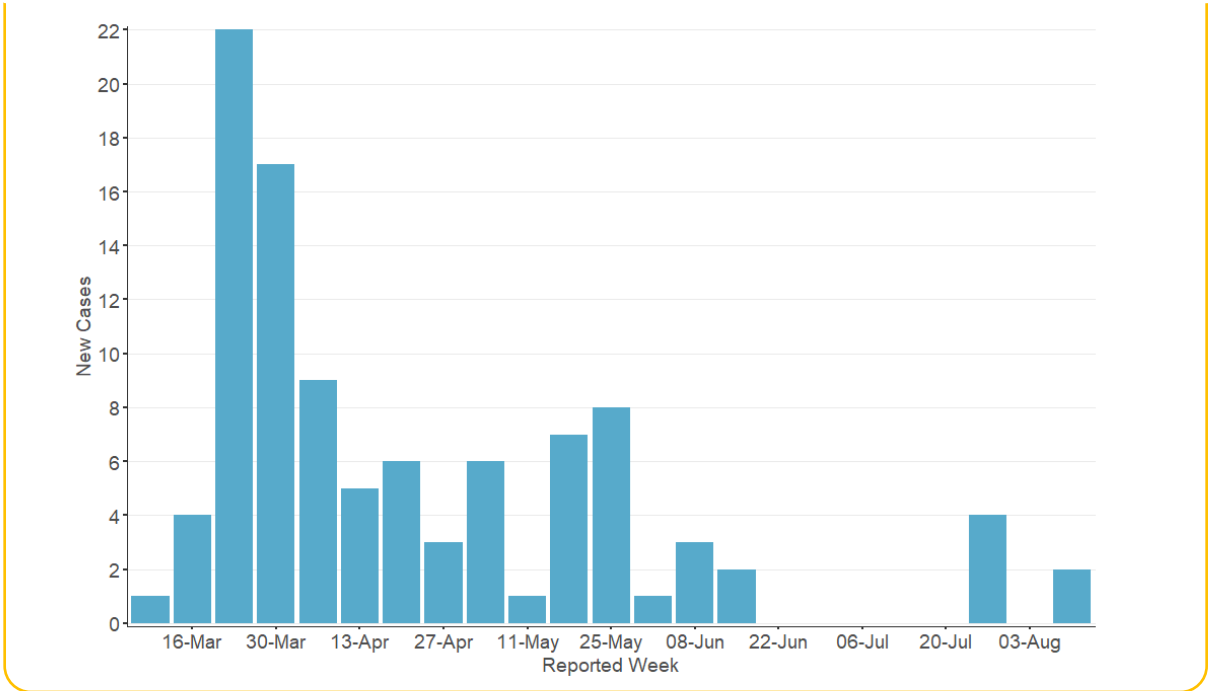
Hospitalizations



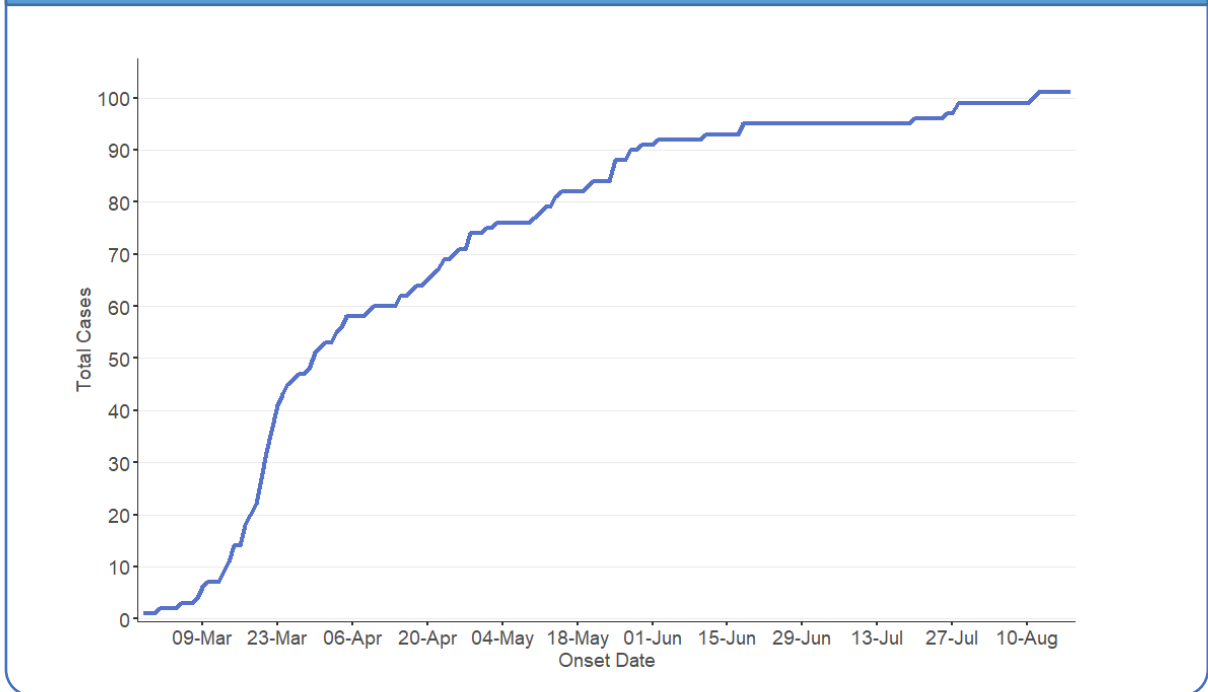
Note: Information for this report was extracted from Ontario's integrated Public Health Information System (iPHIS) on August 18, 2020 at 4:00 PM.

Timeline of Cases

New Cases by Reported Week



Total Cases by Onset Date



Note: Information for this report was extracted from Ontario's integrated Public Health Information System (iPHIS) on August 18, 2020 at 4:00 PM

COVID-19 INCIDENCE RATES

Overall:

(January 15, 2020 to August 10, 2020)

LOCAL

68 cases

per 100,000 residents

ONTARIO

275 cases

per 100,000 residents

Last Week:

(August 11, 2020 to August 17, 2020)

LOCAL

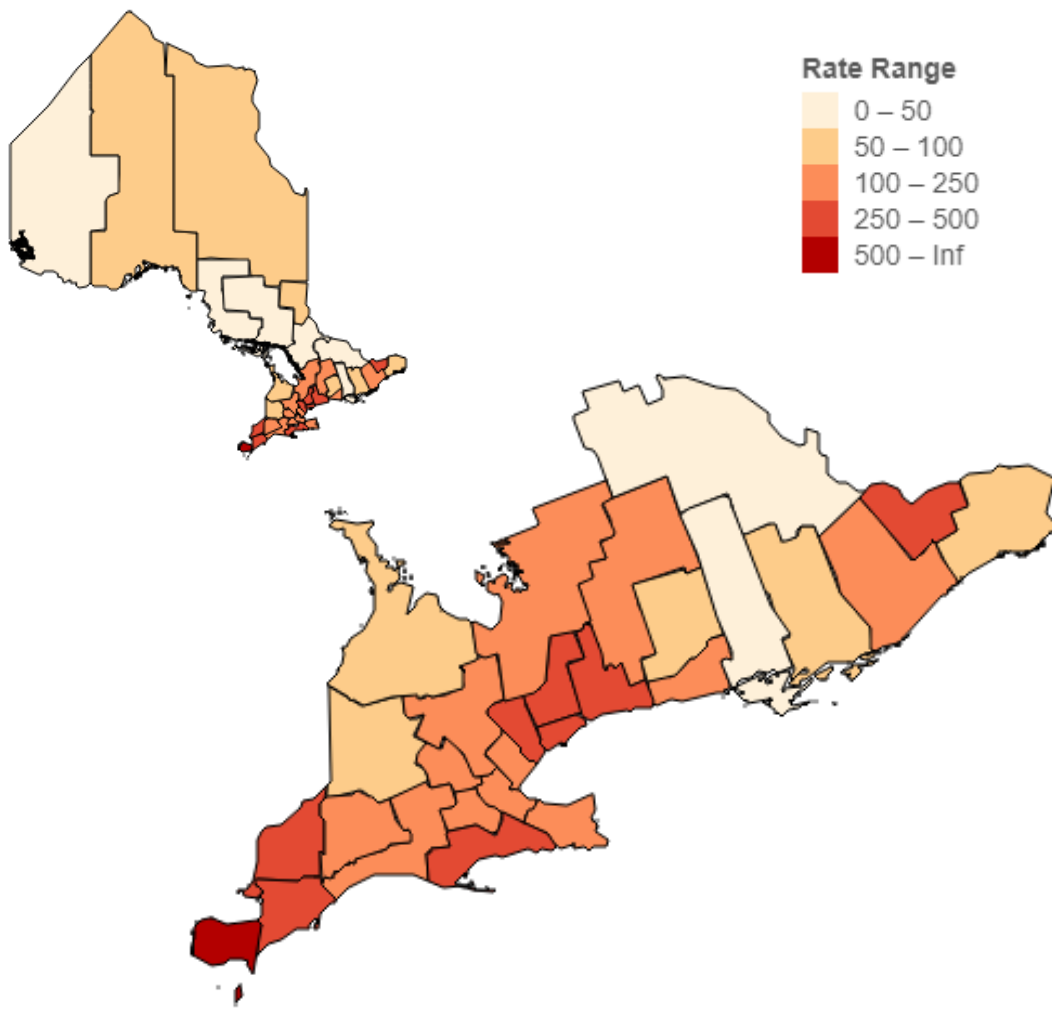
1.4 cases

per 100,000 residents

ONTARIO

4.6 cases

per 100,000 residents



Rate of confirmed cases of COVID-19 by public health unit: Ontario, January 15 to August 17, 2020

Source: Ontario Ministry of Health. Ontario COVID-19 Data Tool: Counts and rates of COVID-19 in Ontario.

Available: <https://www.publichealthontario.ca/en/data-and-analysis/infectious-disease/covid-19-data-surveillance/covid-19-data-tool>