

Note: Information for this report was extracted from Ontario's integrated Public Health Information System (iPHIS) on July 7, 2020 at 4:00 PM and the Ontario Laboratories Information System (OLIS) on July 8, 2020 at 8:49 AM.

Case Summary

95

Total Cases



0

Active Cases



93

Resolved



2

Deaths

Testing Summary



> 18,550 Residents Tested

(1,950 reported since June 30, 2020)

**1 out of every 8 residents
has been tested for COVID-19**

Testing Rate of 12.5 %

Case Demographics



MALE CASES

44

46%



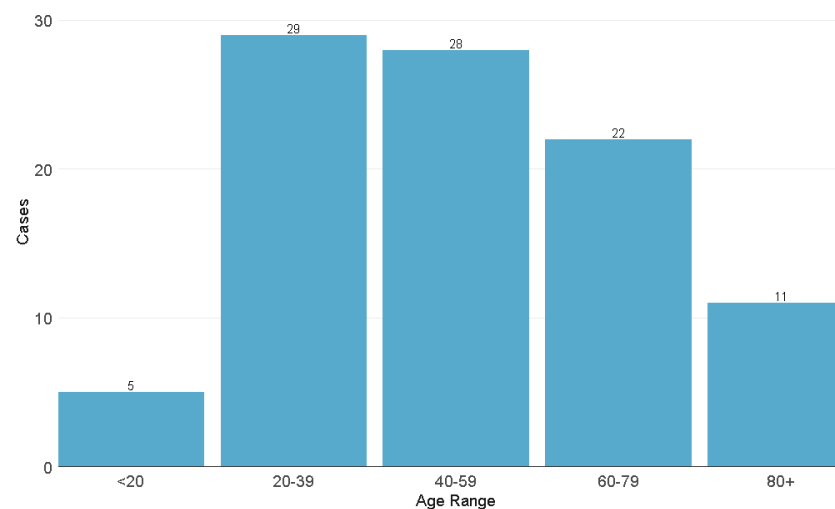
FEMALE CASES

51

54%

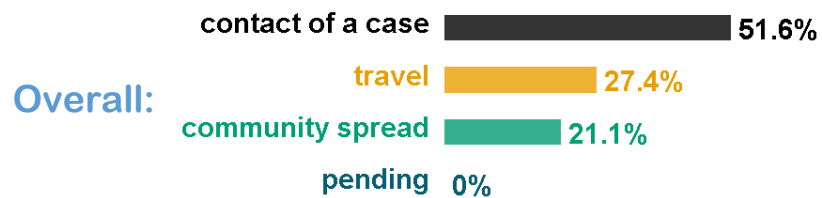


Cases by Age



Note: Information for this report was extracted from Ontario's integrated Public Health Information System (iPHIS) on July 7, 2020 at 4:00 PM and the Ontario Laboratories Information System (OLIS) on July 8, 2020 at 8:49 AM.

Source of COVID-19 Exposure



Outbreaks

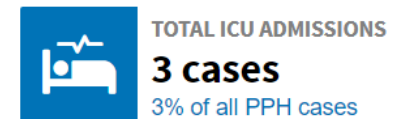
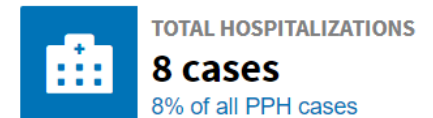
Local Institutional Outbreaks:



Local Cases linked to Ontario Outbreaks:



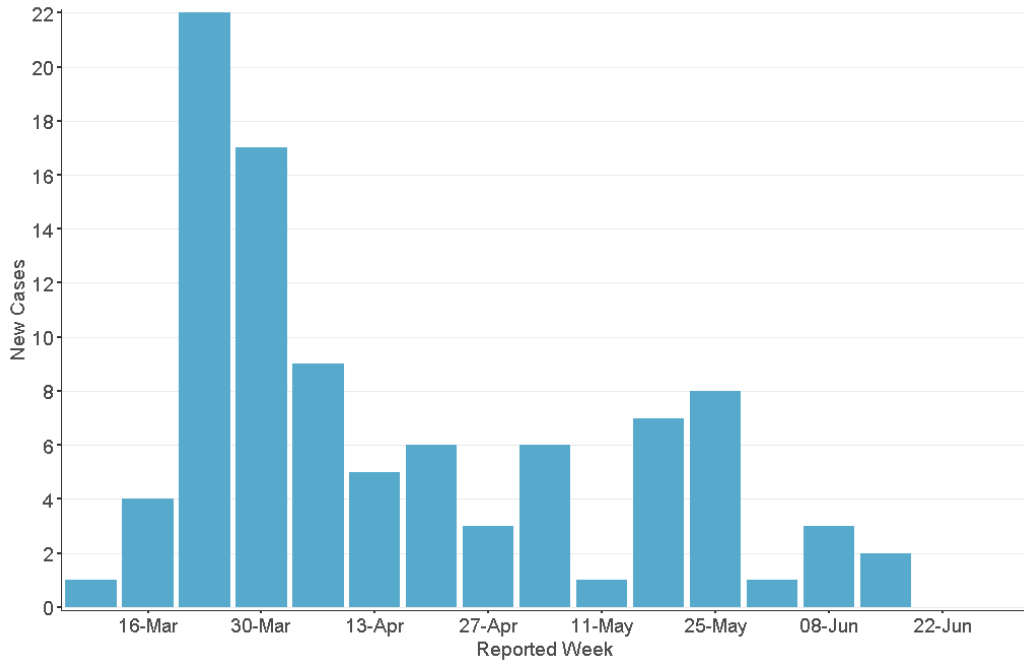
Hospitalizations



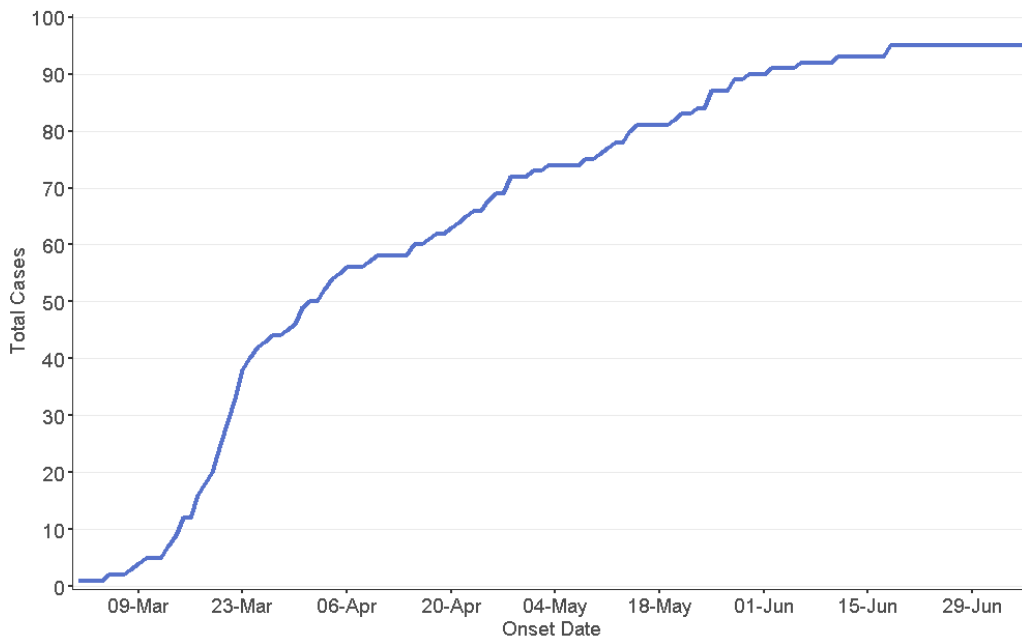
Note: Information for this report was extracted from Ontario's integrated Public Health Information System (iPHIS) on July 7, 2020 at 4:00 PM.

Timeline of Cases

New Cases by Reported Week



Total Cases by Onset Date



Note: Information for this report was extracted from Ontario's integrated Public Health Information System (iPHIS) on July 7, 2020 at 4:00 PM

COVID-19 INCIDENCE RATES

Overall:

(January 15, 2020 to July 6, 2020)

LOCAL

64 cases

per 100,000 residents

ONTARIO

243 cases

per 100,000 residents

Last Week:

(June 30, 2020 to July 6, 2020)

LOCAL

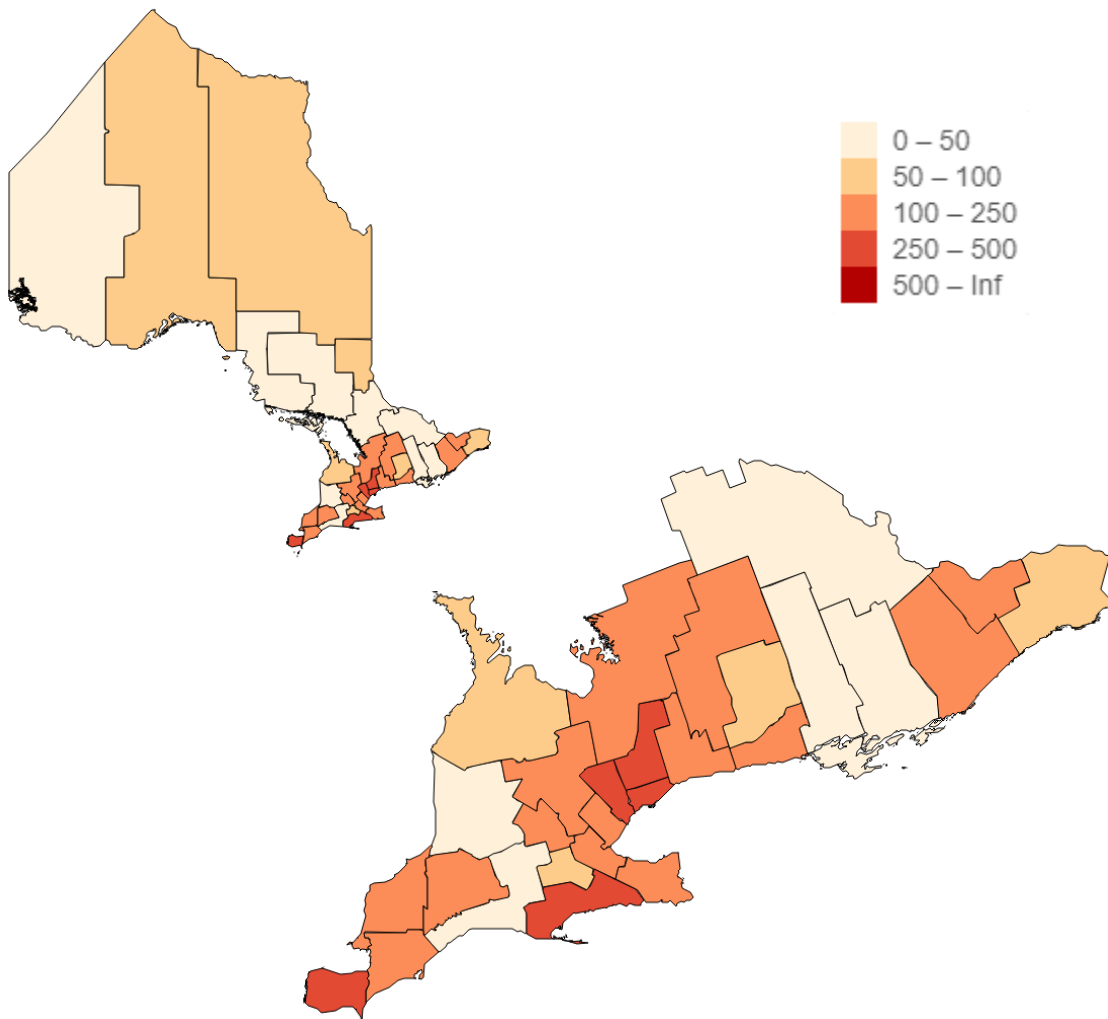
0 cases

per 100,000 residents

ONTARIO

7.7 cases

per 100,000 residents



Rate of confirmed cases of COVID-19 by public health unit: Ontario, January 15 to July 6, 2020

Source: Ontario Ministry of Health. Ontario COVID-19 Data Tool: Counts and rates of COVID-19 in Ontario.

Available: <https://www.publichealthontario.ca/en/data-and-analysis/infectious-disease/covid-19-data-surveillance/covid-19-data-tool>