

Note: Information for this report was extracted from Ontario's integrated Public Health Information System (iPHIS) on July 21, 2020 at 4:01 PM and the Ontario Laboratories Information System (OLIS) on July 22, 2020 at 8:59 AM.

Case Summary

95

Total Cases



0

Active Cases



93

Resolved



2

Deaths

Testing Summary



> 20,500 Residents Tested

(950 reported since July 15, 2020)

**1 out of every 7 residents
has been tested for COVID-19**

Testing Rate of 13.8 %

Case Demographics



MALE CASES

44

46%



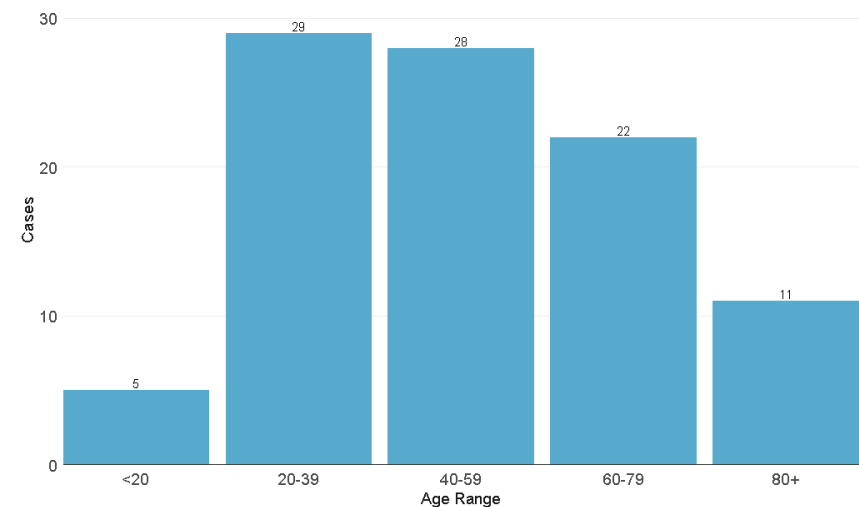
FEMALE CASES

51

54%

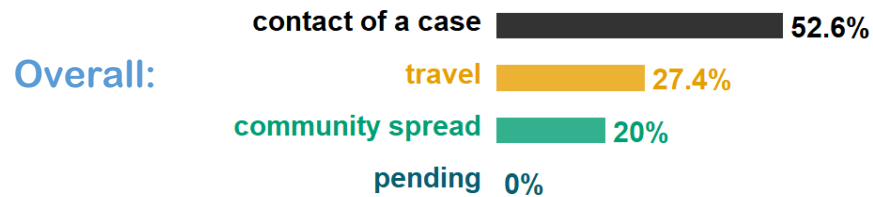


Cases by Age



Note: Information for this report was extracted from Ontario’s integrated Public Health Information System (iPHIS) on July 21, 2020 at 4:01 PM and the Ontario Laboratories Information System (OLIS) on July 22, 2020 at 8:59 AM.

Source of COVID-19 Exposure



Outbreaks

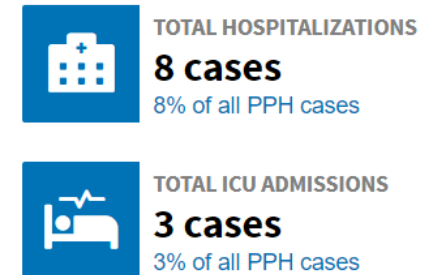
Local Institutional Outbreaks:



Local Cases linked to Ontario Outbreaks:



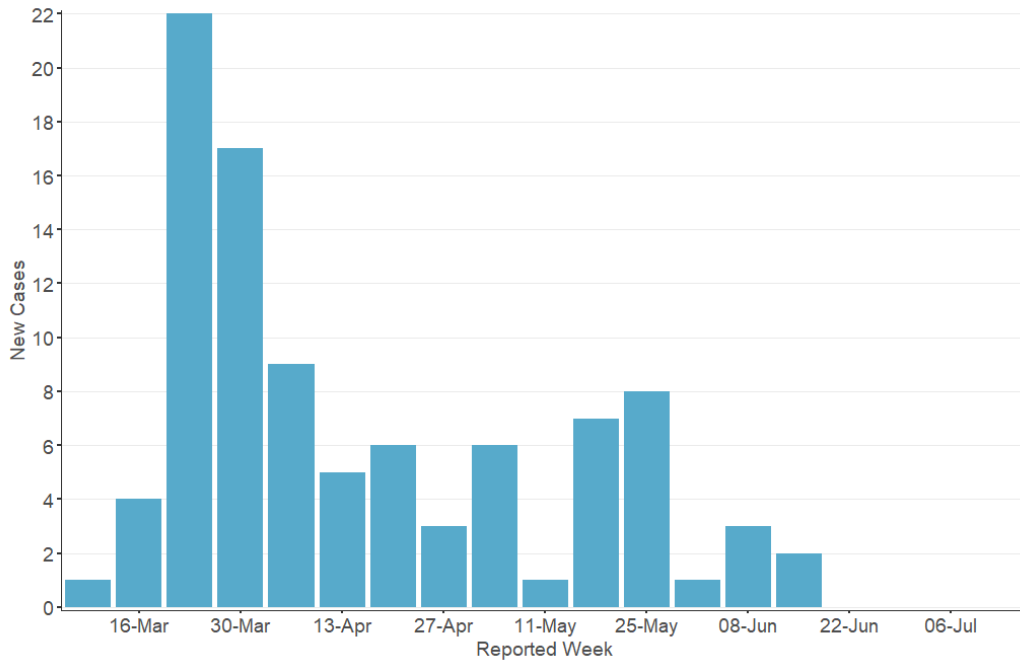
Hospitalizations



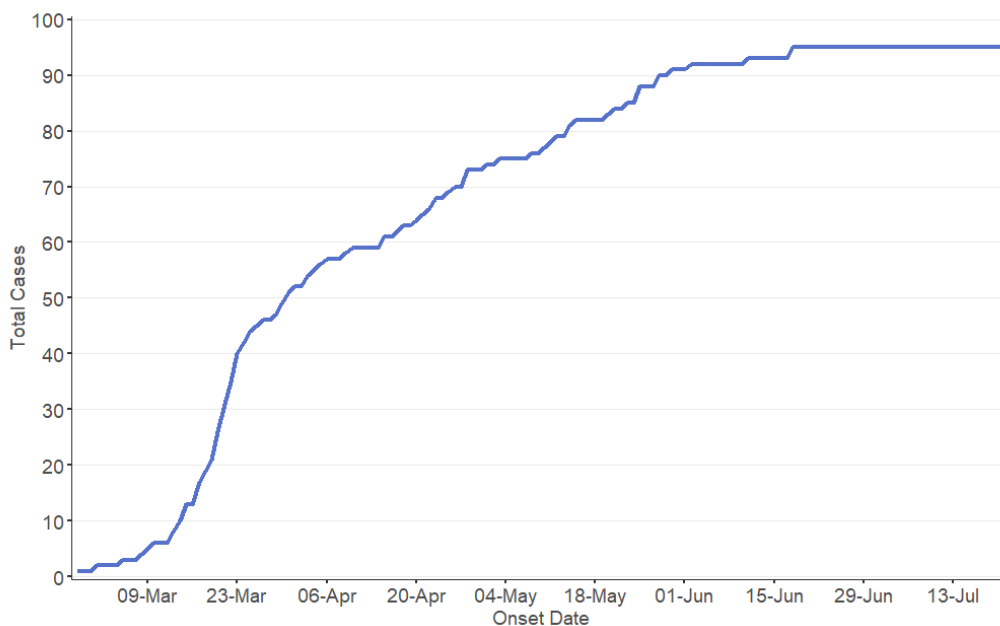
Note: Information for this report was extracted from Ontario's integrated Public Health Information System (iPHIS) on July 21, 2020 at 4:01 PM.

Timeline of Cases

New Cases by Reported Week

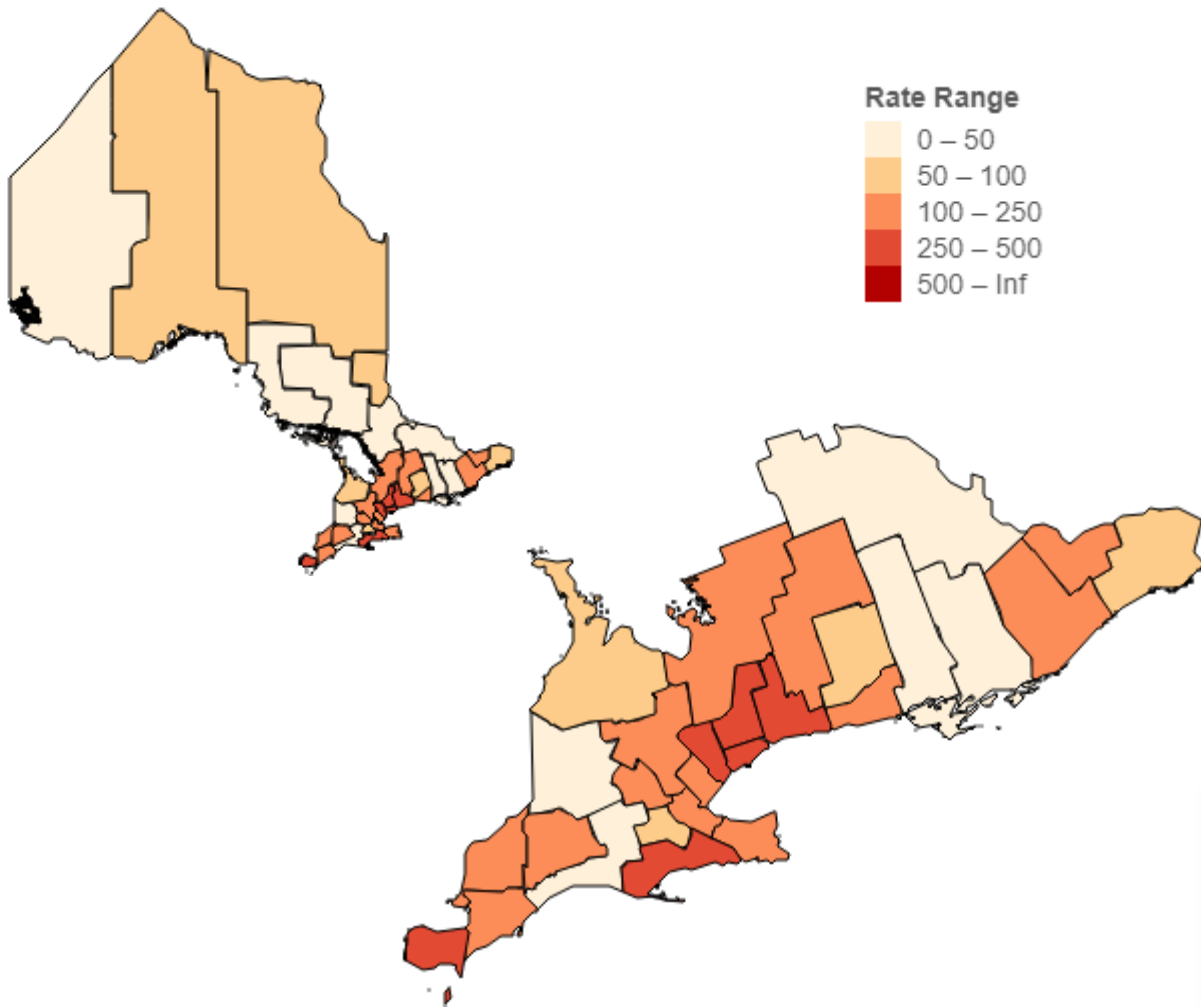
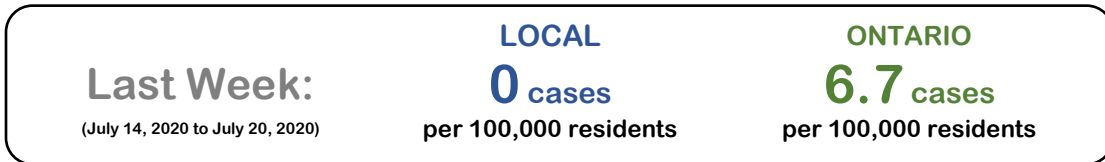


Total Cases by Onset Date



Note: Information for this report was extracted from Ontario's integrated Public Health Information System (iPHIS) on July 21, 2020 at 4:01 PM

COVID-19 INCIDENCE RATES



Rate of confirmed cases of COVID-19 by public health unit: Ontario, January 15 to July 20, 2020

Source: Ontario Ministry of Health. Ontario COVID-19 Data Tool: Counts and rates of COVID-19 in Ontario.

Available: <https://www.publichealthontario.ca/en/data-and-analysis/infectious-disease/covid-19-data-surveillance/covid-19-data-tool>