

Note: Information for this report was extracted from Ontario's integrated Public Health Information System (iPHIS) on June 29, 2020 at 4:00 PM and the Ontario Laboratories Information System (OLIS) on June 30, 2020 at 8:48 AM.

Case Summary

95

Total Cases



2

Active Cases



91

Resolved



2

Deaths

Testing Summary



> 16,600 Residents Tested

(1,200 reported since June 24, 2020)

**1 out of every 9 residents
has been tested for COVID-19**

Testing Rate of 11.2 %

Case Demographics



MALE CASES

44

46%



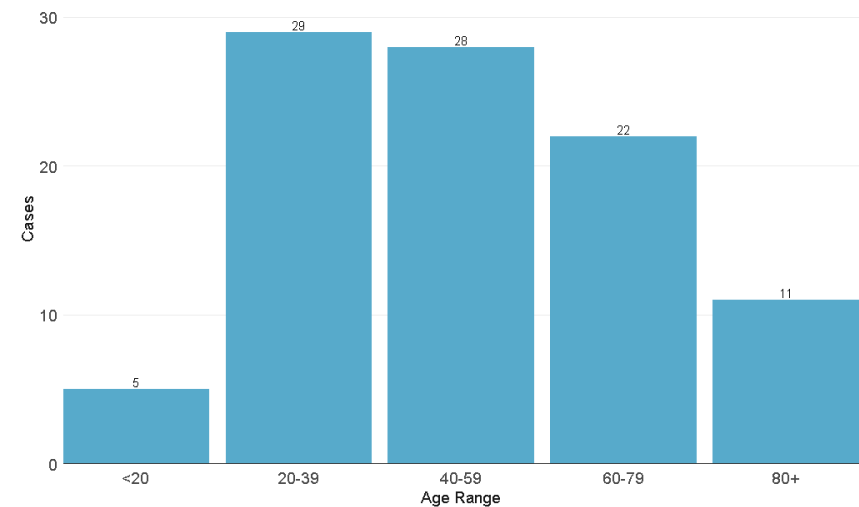
FEMALE CASES

51

54%

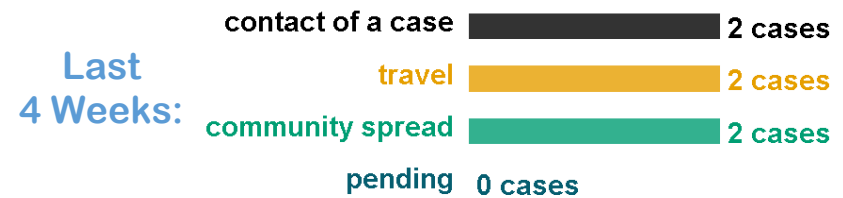
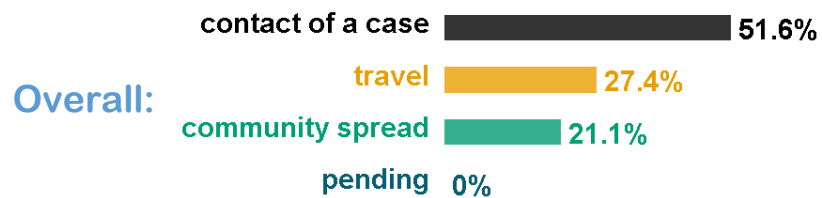


Cases by Age



Note: Information for this report was extracted from Ontario's integrated Public Health Information System (iPHIS) on June 29, 2020 at 4:00 PM and the Ontario Laboratories Information System (OLIS) on June 30, 2020 at 8:48 AM.

Source of COVID-19 Exposure



Outbreaks

Local Institutional Outbreaks:



Local Cases linked to Ontario Outbreaks:



Hospitalizations



TOTAL HOSPITALIZATIONS

8 cases

8% of all PPH cases



TOTAL ICU ADMISSIONS

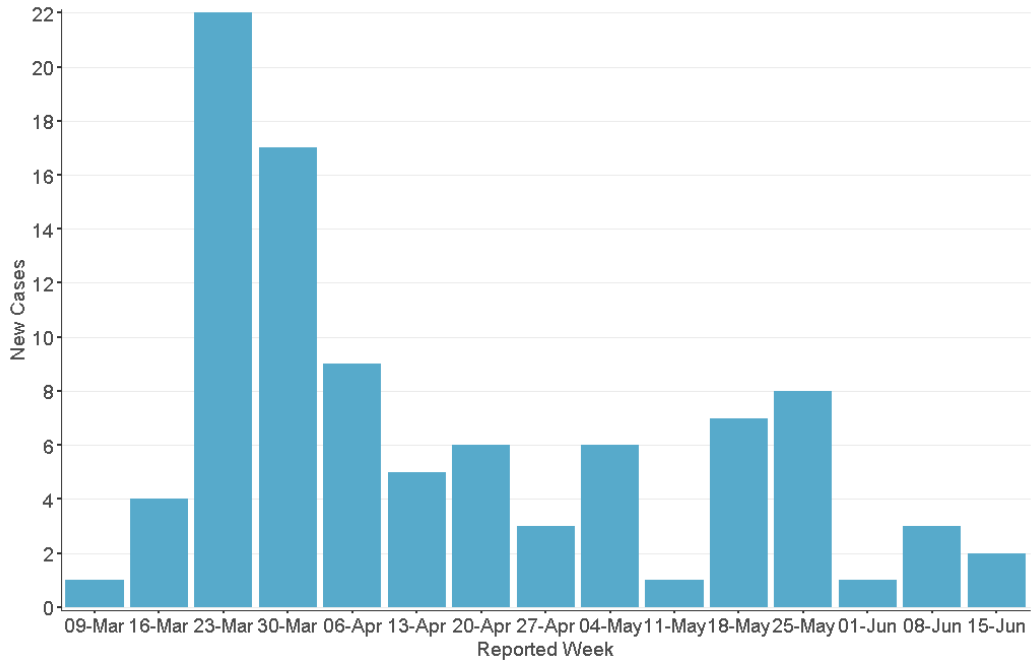
3 cases

3% of all PPH cases

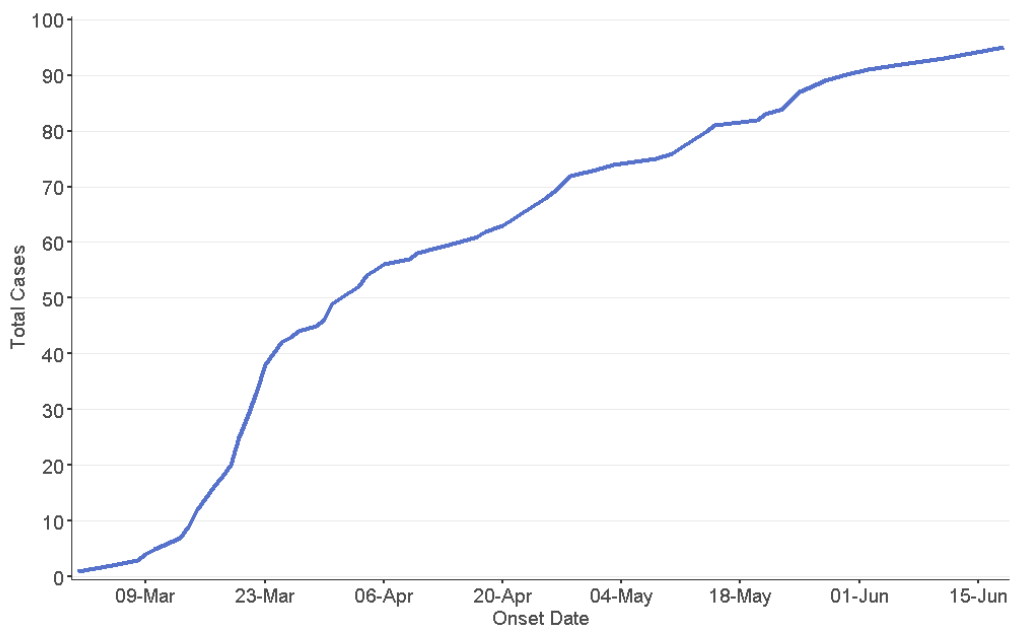
Note: Information for this report was extracted from Ontario's integrated Public Health Information System (iPHIS) on June 29, 2020 at 4:00 PM.

Timeline of Cases

New Cases by Reported Week

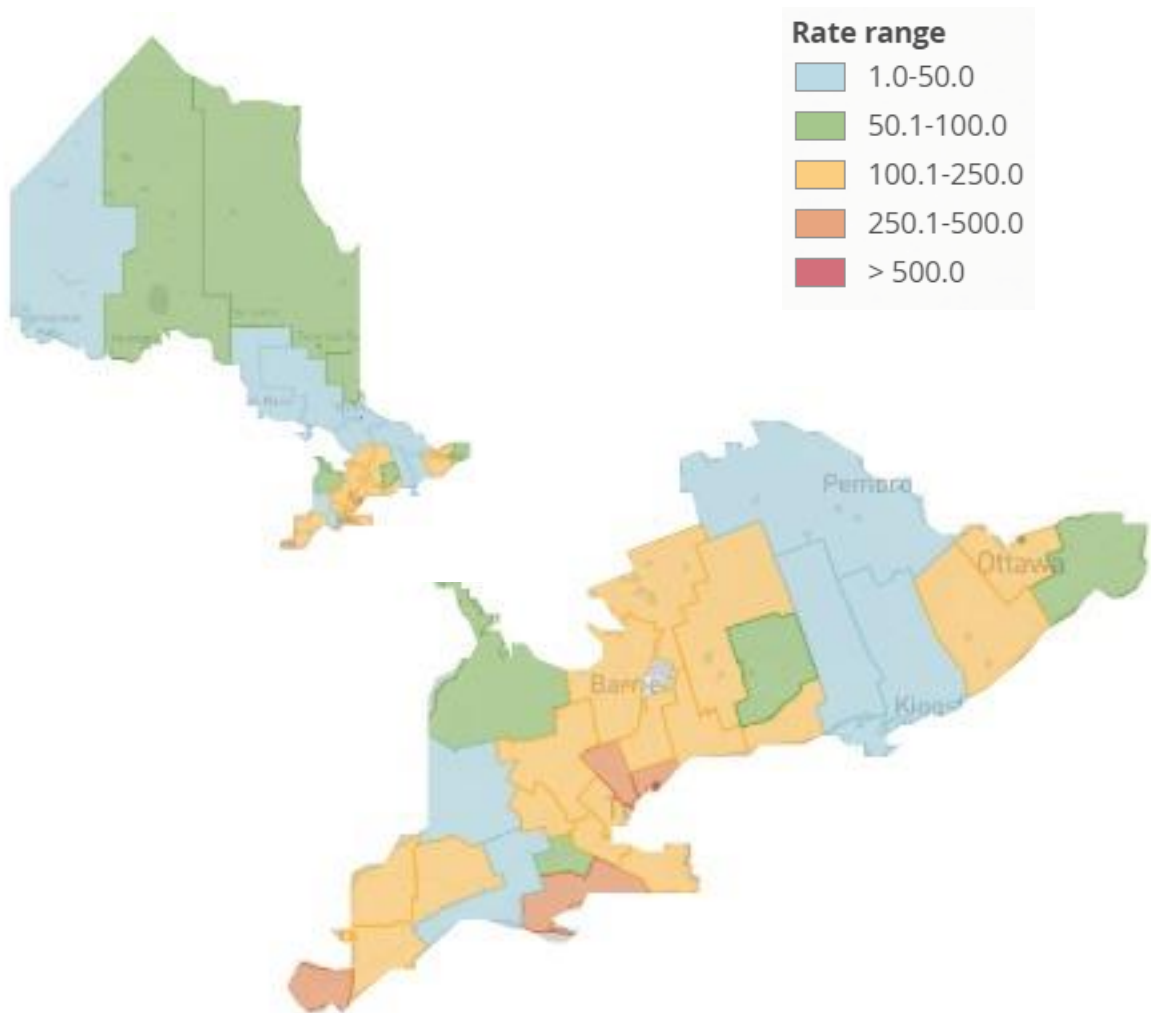
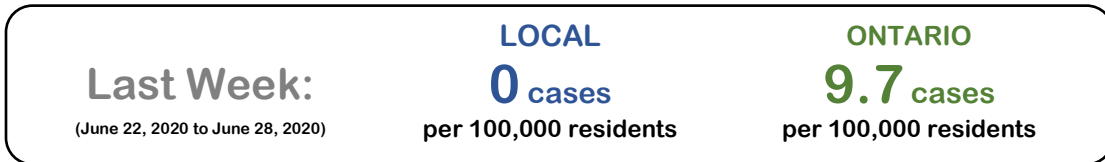


Total Cases by Onset Date



Note: Information for this report was extracted from Ontario's integrated Public Health Information System (iPHIS) on June 29, 2020 at 4:00 PM

COVID-19 INCIDENCE RATES



Rate of confirmed cases of COVID-19 by public health unit: Ontario, January 15 to June 28, 2020

Source: Ontario Ministry of Health. Ontario COVID-19 Data Tool: Counts and rates of COVID-19 in Ontario.

Available: <https://www.publichealthontario.ca/en/data-and-analysis/infectious-disease/covid-19-data-surveillance/covid-19-data-tool>