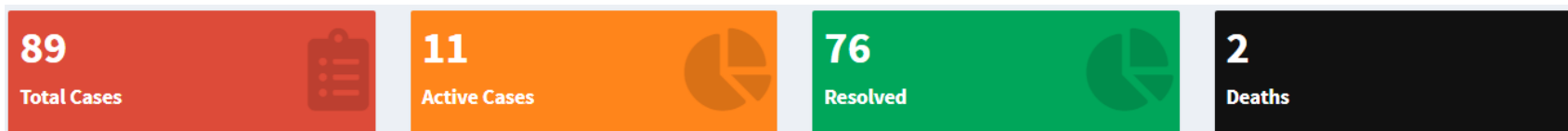


Note: Information for this report was extracted from Ontario's integrated Public Health Information System (iPHIS) on June 2, 2020 at 4:00 PM and the Ontario Laboratories Information System (OLIS) on June 3, 2020 at 8:47 AM.

Case Summary



Testing Summary



> 9,150 Residents Tested
(1,800 reported since May 27, 2020)

**1 out of every 16 residents
has been tested for COVID-19**
Testing Rate of 6.2%

Case Demographics



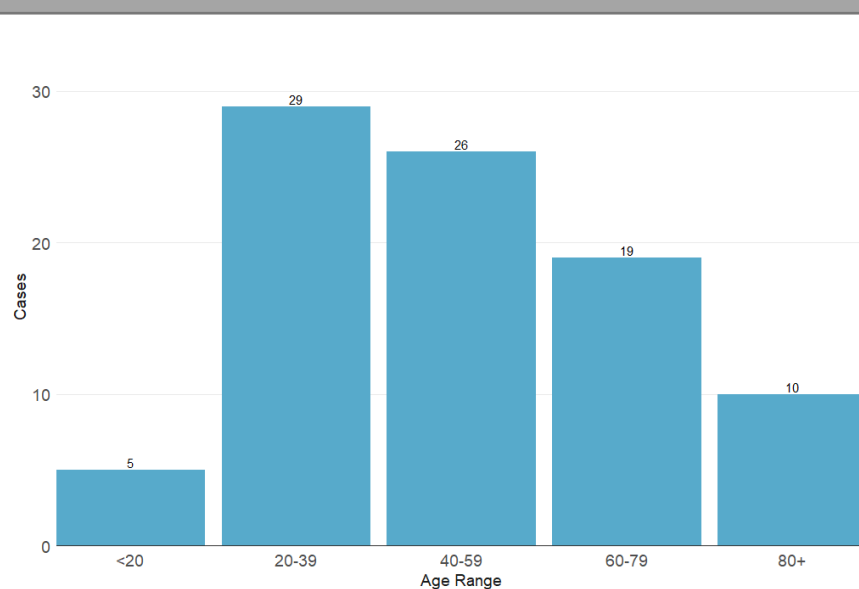
MALE CASES
40 **45%**



FEMALE CASES
49 **55%**



Cases by Age



Note: Information for this report was extracted from Ontario's integrated Public Health Information System (iPHIS) on June 2, 2020 at 4:00 PM and the Ontario Laboratories Information System (OLIS) on June 3, 2020 at 8:47 AM.

Hospitalizations

TOTAL HOSPITALIZATIONS
8 cases

9% of all PPH cases


TOTAL ICU ADMISSIONS
3 cases

3% of all PPH cases

Source of COVID-19 Exposure
contact of a case  **52.8%**
travel  **27%**
community spread  **19.1%**
pending | 1.1%

Local Cases linked to Ontario Outbreaks
15 cases

Long-Term Care Homes

3 cases

Retirement Homes

4 cases

Other

Local Institutional COVID-19 Outbreaks

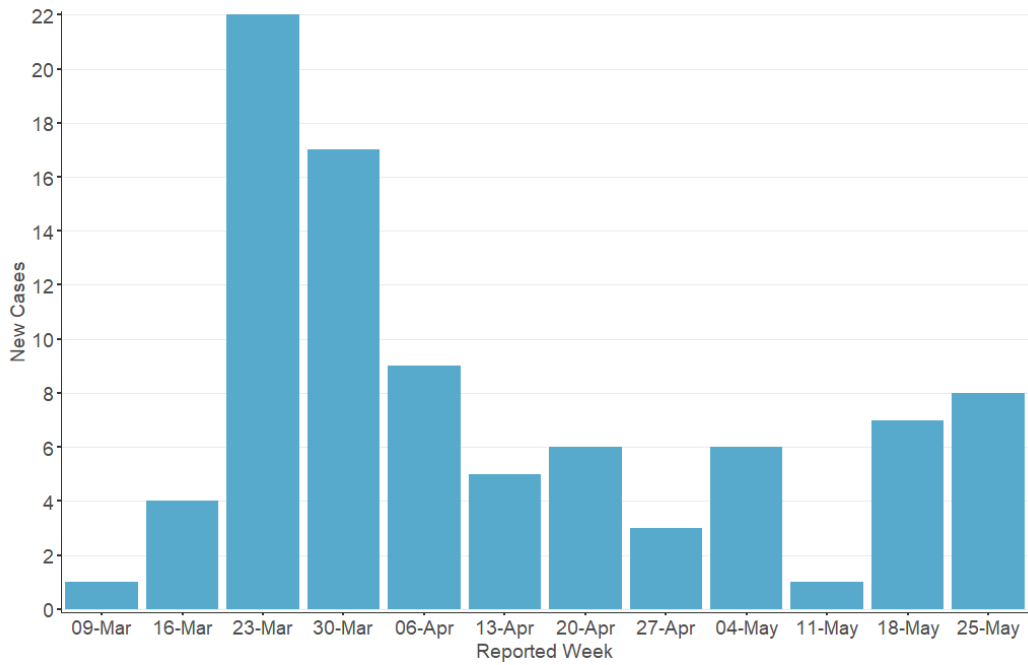
Institution	Type	Status
Kawartha Heights Retirement Living	Retirement Home	Resolved
St. Joseph's at Fleming	Long-Term Care Home	Resolved
Extencicare Lakefield	Long-Term Care Home	Resolved*
Peterborough Retirement Residence	Retirement Home	Resolved*
Empress Gardens	Retirement Home	Resolved*
St. John's Senior Centre	Retirement Home	Resolved
Riverview Manor	Long-Term Care Home	Resolved
PRHC	Hospital	Resolved

*Lab Error

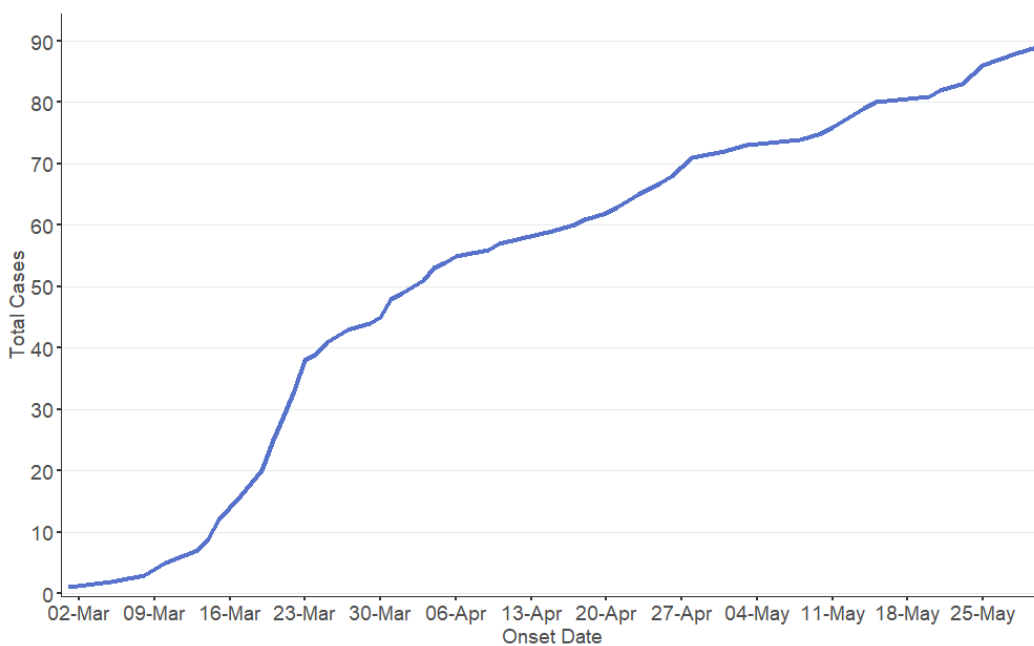
Note: Information for this report was extracted from Ontario's integrated Public Health Information System (iPHIS) on June 2, 2020 at 4:00 PM.

Timeline of Cases

New Cases by Reported Week



Total Cases by Onset Date



Note: Information for this report was extracted from Ontario's integrated Public Health Information System (iPHIS) on June 2, 2020 at 4:00 PM

COVID-19 INCIDENCE RATES

Overall:

(January 15, 2020 to June 1, 2020)

LOCAL

60 cases

per 100,000 residents

ONTARIO

193 cases

per 100,000 residents

Last Week:

(May 26, 2020 to June 1, 2020)

LOCAL

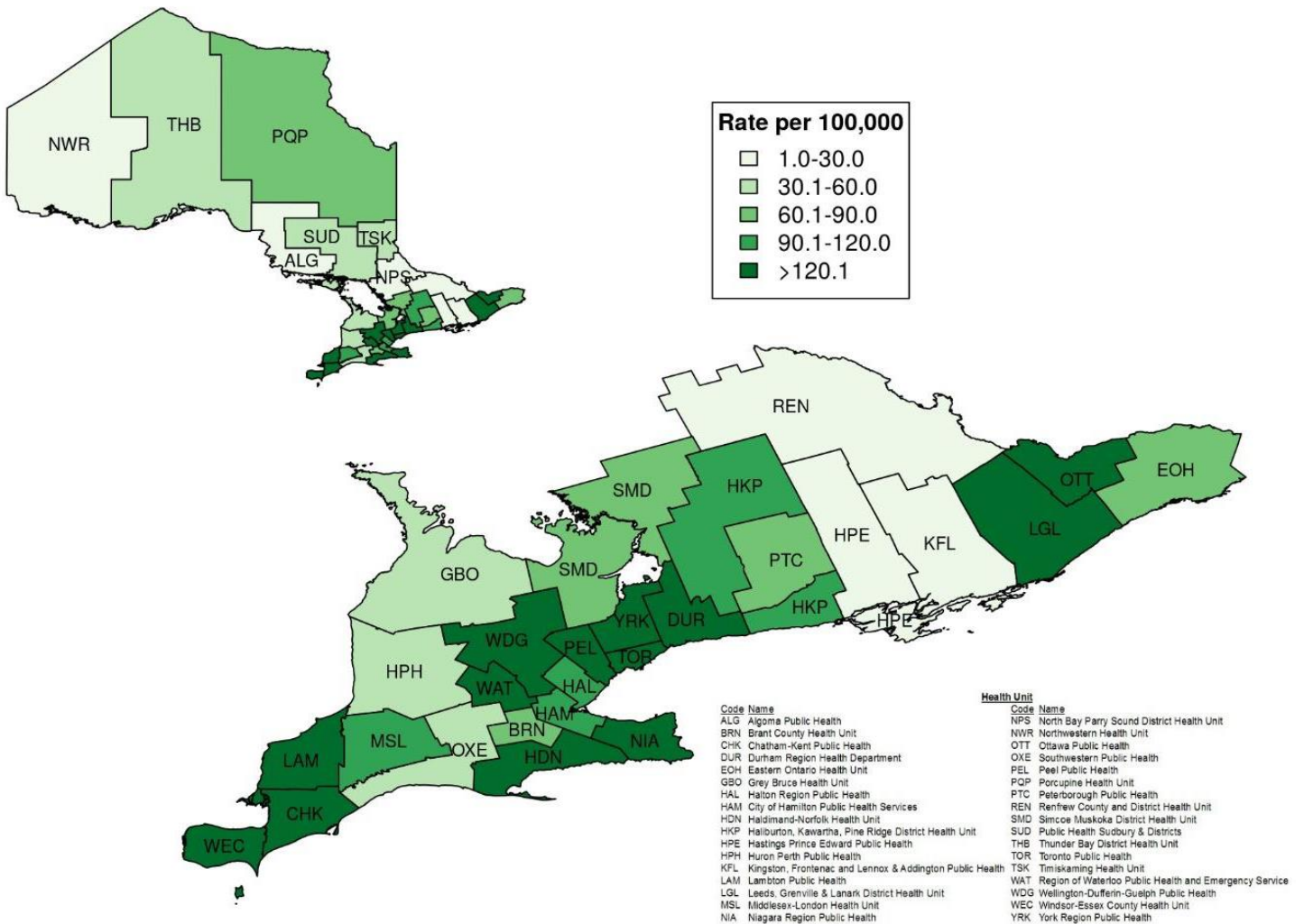
4.7 cases

per 100,000 residents

ONTARIO

17 cases

per 100,000 residents



Rate of confirmed cases of COVID-19 by public health unit: Ontario, January 15 to June 1, 2020

Source: Ontario Ministry of Health. Epidemiologic Summary COVID-19 in Ontario: January 15, 2020 to June 1, 2020.

Available: <https://files.ontario.ca/moh-covid-19-report-en-2020-06-02.pdf>