

COVID-19 Situation Report for Health Care Providers, Thursday, April 9, 2020

Cumulative local case counts for City and County of Peterborough, Hiawatha and Curve Lake First Nations¹

Confirmed positive	50 (reduction by one case due to referral to another health unit)
Confirmed negative	828
Under investigation	312
Total tested	1168

Cumulative status of cases for City and County of Peterborough, Hiawatha and Curve Lake First Nations¹

Resolved ²	18
Deceased	n.a.

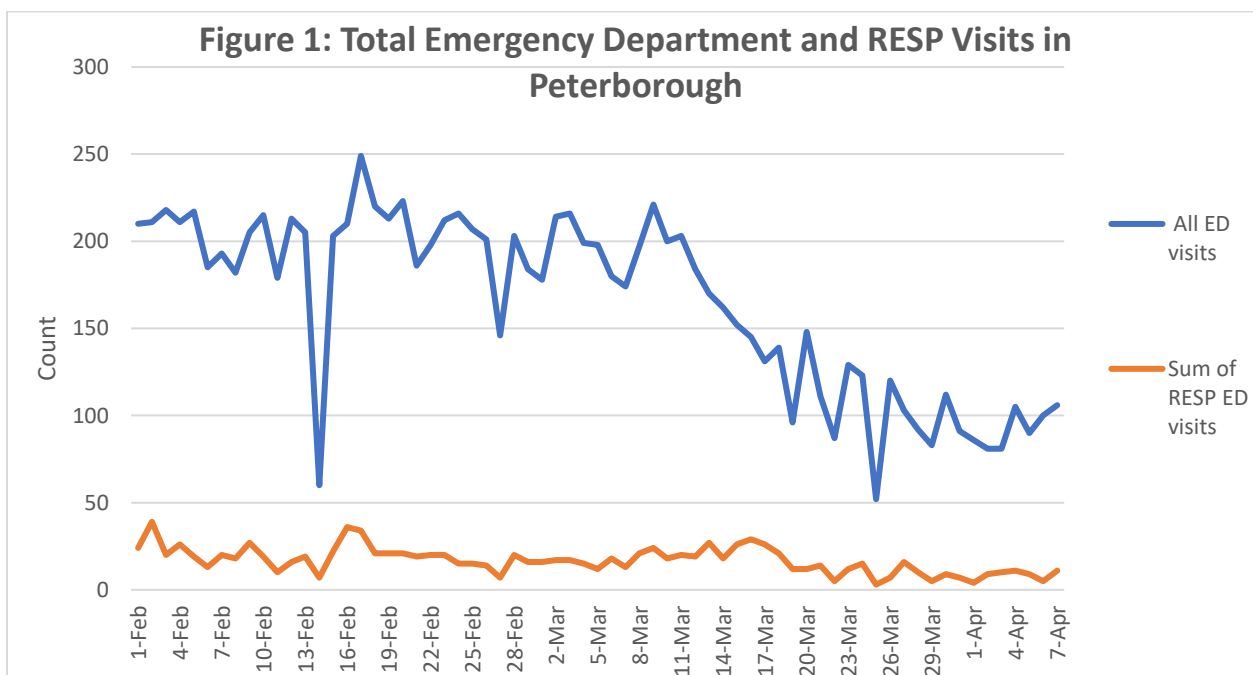
Local Institutional Outbreaks¹:

Peterborough Regional Health Centre

Riverview Manor

St. Joseph's at Fleming

Figure 1: Total Emergency Department and Respiratory Visits in Peterborough³



¹ This data is retrieved daily from the Integrated Public Health Information System (iPHIS) at 4:00 pm, reported to the Ministry of Health and posted on our website at 4:30 pm. Please note that the provincial website is updated the following morning at 10:30 am. Depending on the time of day, these two reporting sources may or may not be aligned

² Resolved includes: Fourteen days following symptoms onset provided the individual is afebrile and symptoms have improved for individuals at home OR two negative test results (obtained at least 24 hours apart) for hospitalized and health care workers.

³ Data retrieved from Acute Care Enhanced Surveillance Application (ACES) database

Highlights of cases in Ontario

- There are 5,759 confirmed cases of COVID-19 in Ontario reported to date in iPHIS. This represents an increase of 483 confirmed cases from the previous report.
 - 45.5% of cases are male, 53.8% are female.
 - 37.4% of cases are 60 years of age and older.
 - Greater Toronto Area public health units account for 52.5% of cases.
- 12.5% of cases were hospitalized
- 200 deaths have been reported (please note there may be a reporting delay for deaths in iPHIS). This is an increase of 26 deaths from the previous report.
- Sixty-nine outbreaks have been reported in long-term care homes.

Status of cases in Ontario [Last updated: April 9, 2020 at 10:30 a.m. ET]

Summary of cases of COVID-19: Ontario, January 15, 2020 to April 8, 2020

	Number	Percentage
Number of cases	5,759	N/A
Change from previous report	483	9.2% increase
Resolved	2,305	40.0
Deceased	200	3.5

Demographics

Male	2,623	45.5
Female	3,101	53.8
19 and under	141	2.4
20-39	1,464	25.4
40-59	1,996	34.7
60-79	1,412	24.5
80 and over	740	12.8

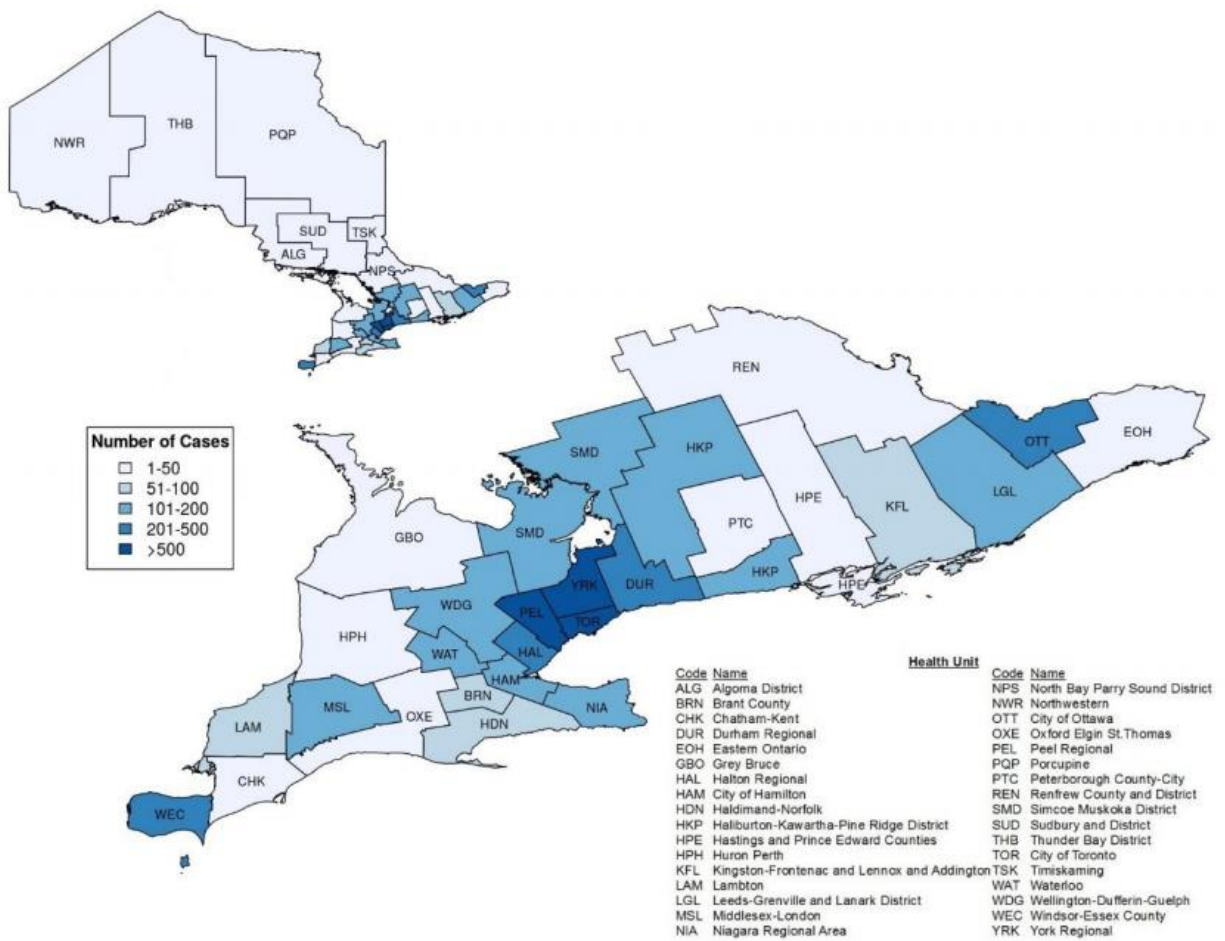
Testing

Total Tested	88,698	N/A
Currently Under Investigation	1,208	N/A

Hospitalizations

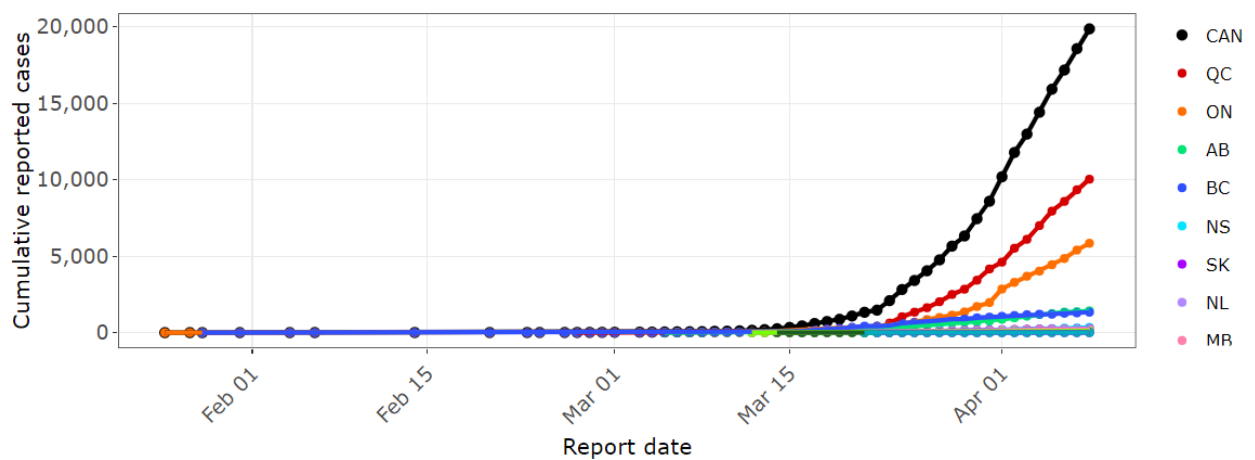
Number of patients hospitalized with COVID-19	632	N/A
Number of patients in ICU with COVID-19	264	N/A
Number of patients in ICU on a ventilator with COVID-19	214	N/A

Figure 2: Confirmed cases (n=5,759*) of COVID-19 by public health unit: Ontario, January 15, 2020 to April 8, 2020



Data Source: integrated Public Health Information System (iPHIS) database

Figure 3: Cumulative reported cases of COVID-19, Canada, provinces and territories
[Last updated: April 8, 2020 20:00 EDT]



National case counts:

For information re: National counts, we recommend:

[COVID-19 Canadian Outbreak Tracker Esri Canada](#) (Contains map and graphs re: cases)