

# Opioid-Related Harms Status Report

2021

FIRST Quarter  
Published July, 2021



This report highlights opioid-related harms in the area served by Peterborough Public Health (PPH), including **Curve Lake** and **Hiawatha First Nations**, and the **City** and **County of Peterborough**.

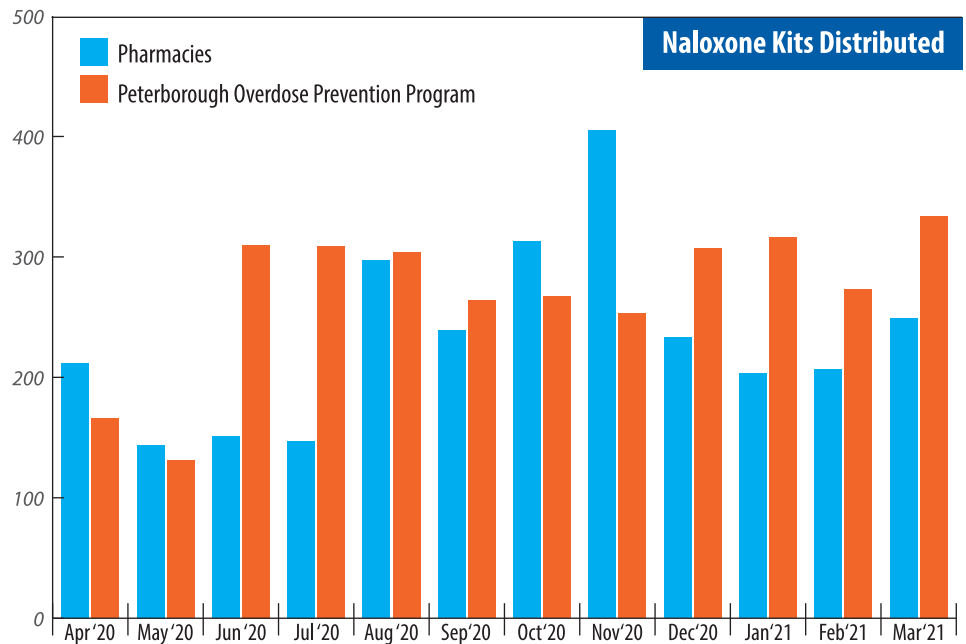
## Naloxone Distribution<sup>1,2</sup>

From **January 1 to March 31, 2021, 1,579 naloxone kits** were distributed in Peterborough.

Of these:

- a. 92% of naloxone kits were nasal sprays
- b. 58% were distributed by the Peterborough Overdose Prevention Program

For reference, 410 naloxone kits were distributed in the same quarter last year (January to March 2020).



## Paramedic Services<sup>3</sup>

From January 1 to March 31, 2021, **62 suspected opioid-related overdose calls** were received by Peterborough Paramedic Services.



**69%** of calls involved **men**



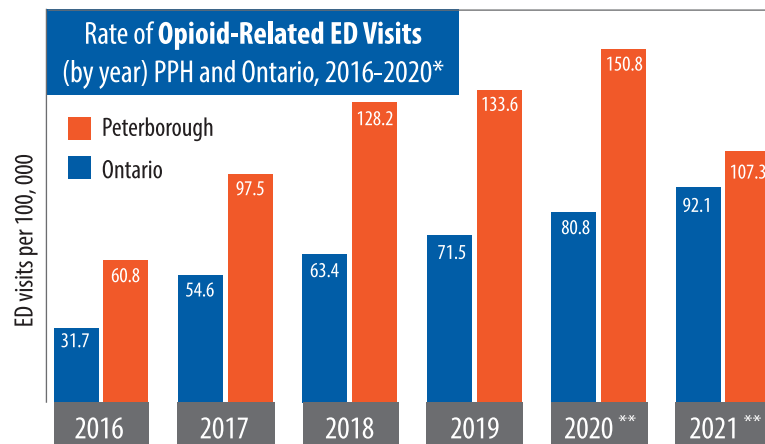
**65%** of calls involved the **25-44 year old age group**



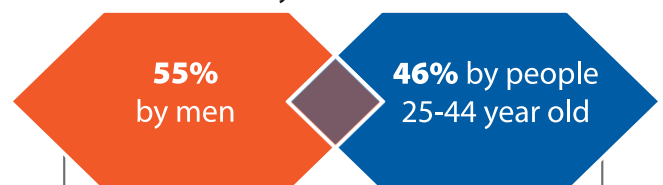
**31%** of calls occurred between **4:00 p.m. & 12:00 a.m.**

For reference, 86 opioid-related calls were received in the previous quarter (October to December 2020) and 49 calls were received in the same quarter last year (January to March 2020).

## Emergency Department (ED)<sup>4, 5, 6</sup>

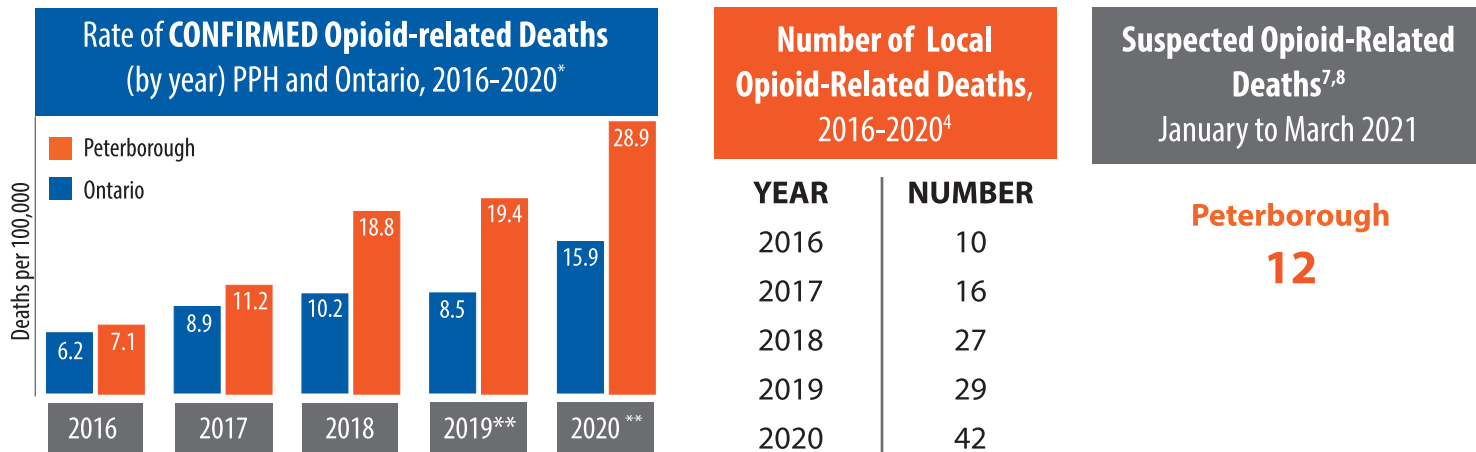


### ED visits for Suspected Overdoses from ANY Drug<sup>6</sup> January to March 2021



From January 1 to March 31, 2021 there were 82 ED visits for suspected overdoses from any drug.

# Deaths<sup>4, 7, 8</sup>



## Technical Notes:

\*When interpreting this data, please consider the following limitations:

- Only a fraction of opioid overdoses end up as an emergency department (ED) visit. Therefore, opioid-related ED visits may not reflect the total burden of opioid overdoses in the population.
- Data for Ontario residents who visit an Emergency Department/hospital or die outside of the province are not included.
- Rates have not been adjusted and don't take into account differences in the Ontario and Peterborough populations (e.g. age).

\*\*Data should be considered preliminary and are subject to change.

- Death data will be adjusted as remaining cases are closed by the Office of the Chief Coroner of Ontario; data presented does not include deaths which are still under investigation to determine cause of death. Data on confirmed opioid-related deaths from January to March 2021 are not available.
- Generally, emergency department visits and deaths are counted towards the Peterborough total when the person's place of residence falls within the jurisdiction of Peterborough Public Health.

## References:

<sup>1</sup>Data Source: Peterborough Overdose Prevention Program.

<sup>2</sup>Data Source: Ontario Naloxone Program for Pharmacies, Ontario Ministry of Health.

<sup>3</sup>Data Source: Peterborough County-City Paramedics.

<sup>4</sup>Data Source: Ontario Agency for Health Protection and Promotion (Public Health Ontario). Interactive Opioid Tool. Toronto, ON: Queen's Printer for Ontario; 2020. Available from: [www.publichealthontario.ca/en/data-and-analysis/substance-use/interactive-opioid-tool](http://www.publichealthontario.ca/en/data-and-analysis/substance-use/interactive-opioid-tool)

<sup>5</sup>Data Source: National Ambulatory Care Reporting System (NACRS), Canadian Institute for Health (CIHI).

<sup>6</sup>Data Source: Acute Care Enhanced Surveillance (ACES), KFL&A Public Health Informatics.

<sup>7</sup>Data Source: Peterborough Police Service.

<sup>8</sup>Data Source: Ontario Provincial Police.