

Note: Information for this report was extracted from Ontario's integrated Public Health Information System (iPHIS) and the Case and Contact Management system (CCM) on October 20, 2020 at 4:37 PM and the Ontario Laboratories Information System (OLIS) on October 21, 2020 at 8:52 AM.

Case Summary



Testing Summary



> 33,200 Residents Tested

**1 out of every 5 residents
has been tested for COVID-19**

Testing Rate of 22.4 %

Case Demographics



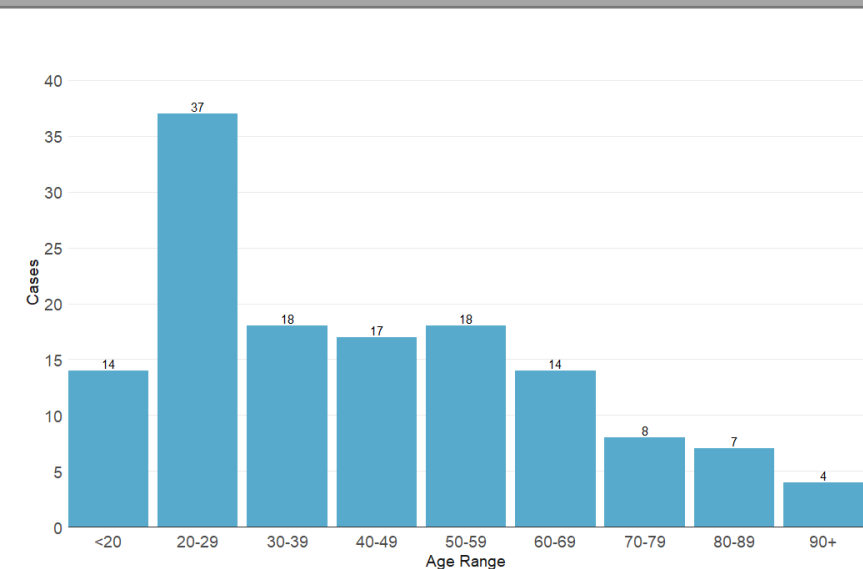
MALE CASES
65 **47%**



FEMALE CASE
72 **53%**

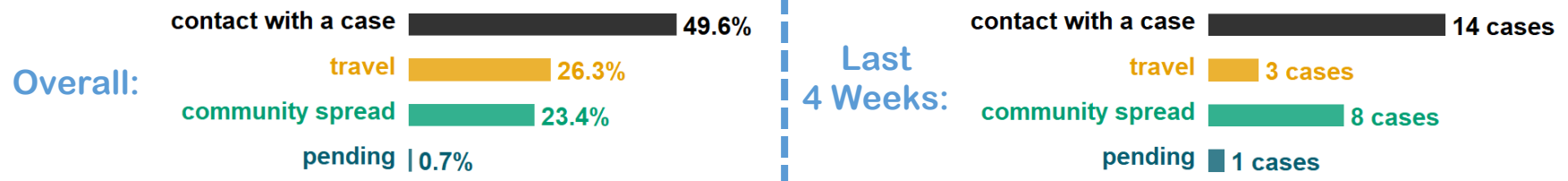


Cases by Age



Note: Information for this report was extracted from Ontario's integrated Public Health Information System (iPHIS) and the Case and Contact Management system (CCM) on October 20, 2020 at 4:37 PM and the Ontario Laboratories Information System (OLIS) on October 21, 2020 at 8:52 AM.

Source of COVID-19 Exposure



COVID-19 Outbreaks

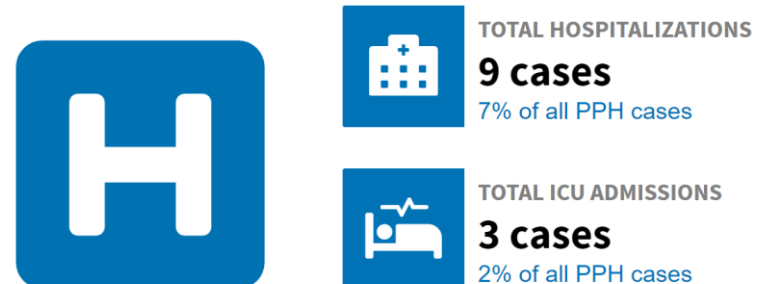
Local Institutional Outbreaks:



Local Cases linked to Ontario Outbreaks:



Hospitalizations

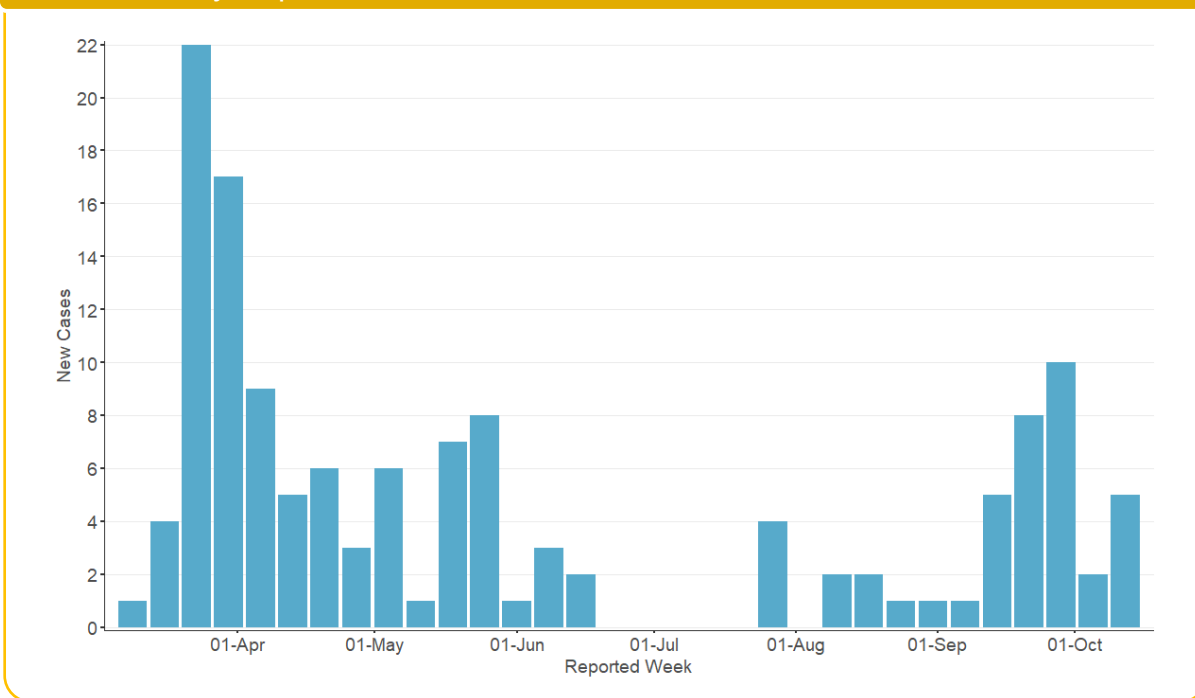


[†]A list of active COVID-19 outbreaks is available on our website:
<https://www.peterboroughpublichealth.ca/your-health/diseases-infections-immunization/diseases-and-infections/novel-coronavirus-2019-ncov/local-covid-19-status/>

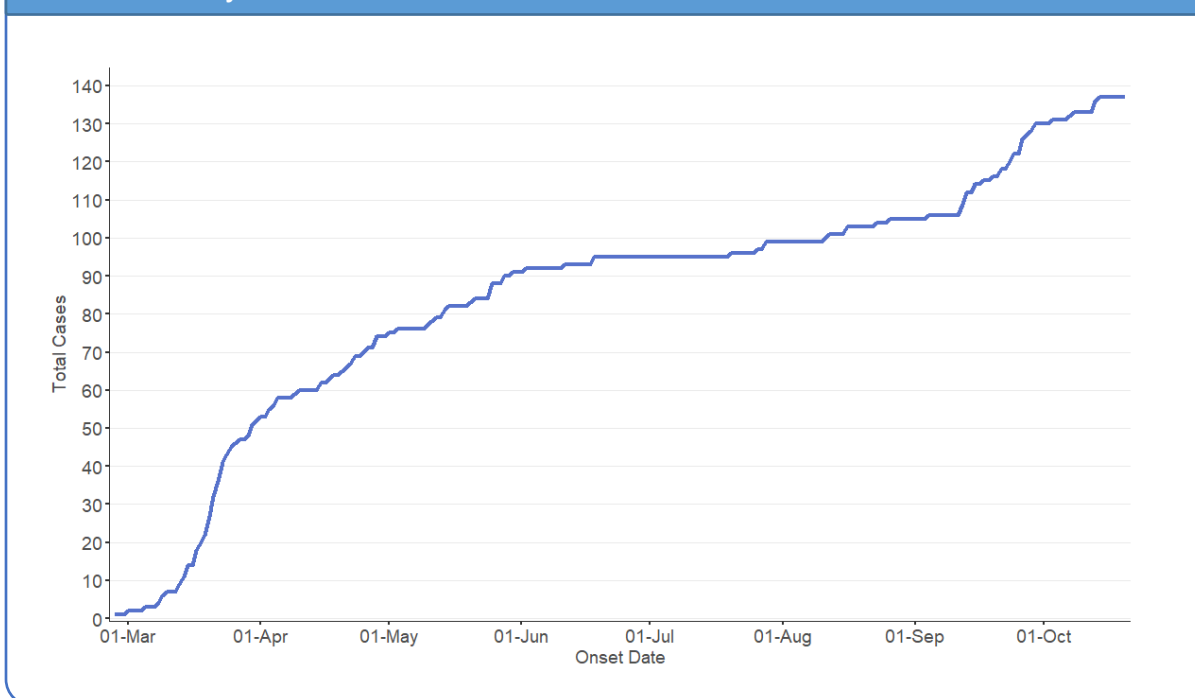
Note: Information for this report was extracted from Ontario's integrated Public Health Information System (iPHIS) and the Case and Contact Management system (CCM) on October 20, 2020 at 4:37 PM.

Timeline of Cases

New Cases by Reported Week



Total Cases by Onset Date

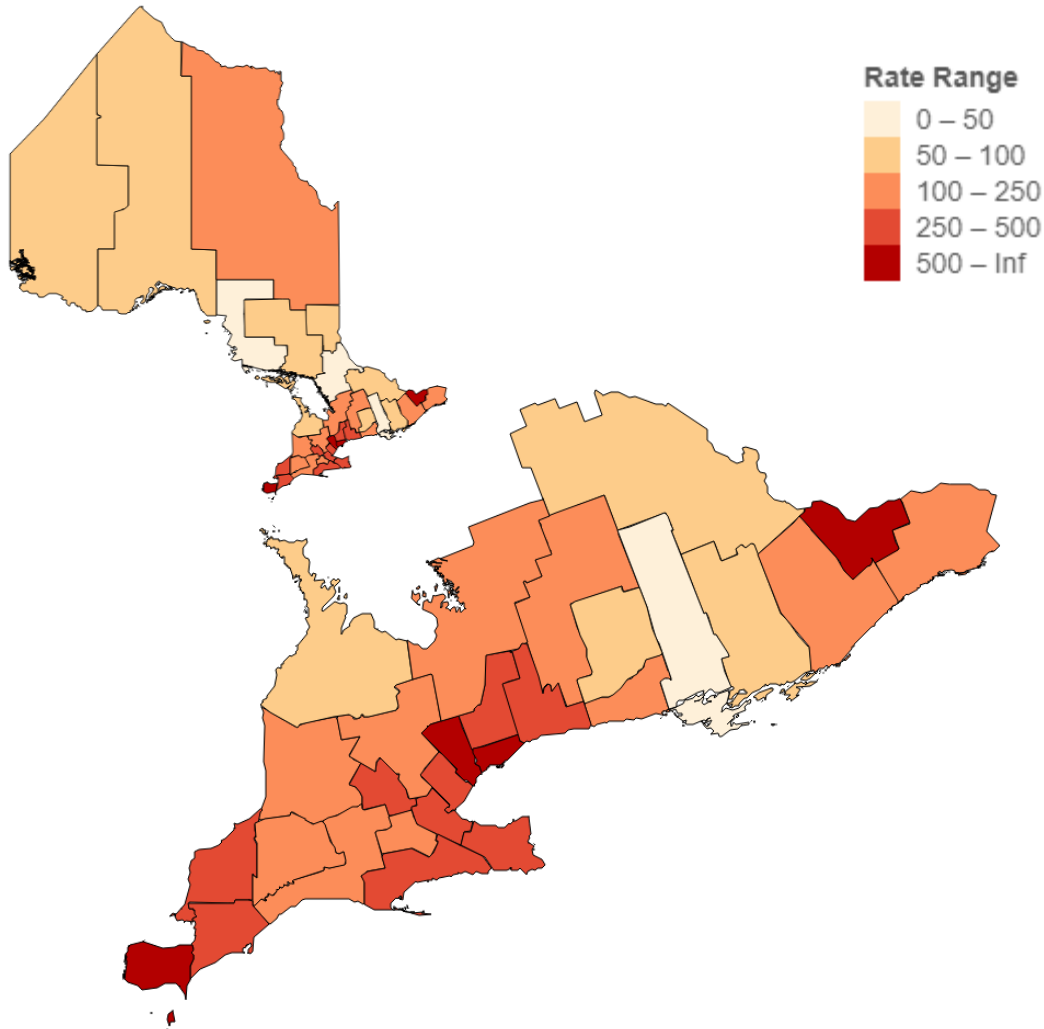


Note: Information for this report was extracted from Ontario's integrated Public Health Information System (iPHIS) and the Case and Contact Management system (CCM) on October 20, 2020 at 4:37 PM.

COVID-19 INCIDENCE RATES

Overall:	LOCAL	ONTARIO
	92 cases per 100,000 residents	444 cases per 100,000 residents
<small>(January 15, 2020 to October 19, 2020)</small>		

Last Week:	LOCAL	ONTARIO
	4.0 cases per 100,000 residents	35.1 cases per 100,000 residents
<small>(October 13, 2020 to October 19, 2020)</small>		



Rate of confirmed cases of COVID-19 by public health unit: Ontario, January 15 to October 19, 2020

Source: Ontario Ministry of Health. Ontario COVID-19 Data Tool: Counts and rates of COVID-19 in Ontario.

Available: <https://www.publichealthontario.ca/en/data-and-analysis/infectious-disease/covid-19-data-surveillance/covid-19-data-tool>