

# Opioid-Related Harms Status Report

**SECOND** Quarter  
Published August, 2020



This report highlights opioid-related harms in the area served by Peterborough Public Health (PPH), including **Curve Lake** and **Hiawatha First Nations**, and the **City** and **County of Peterborough**.

## Paramedic Services<sup>1</sup>

From April 1 to June 30, 2020, **54 suspected opioid-related overdose calls** were received by Peterborough Paramedic Services.



**70%** of calls involved **men**



**63%** of calls involved the **24-45** year old age group

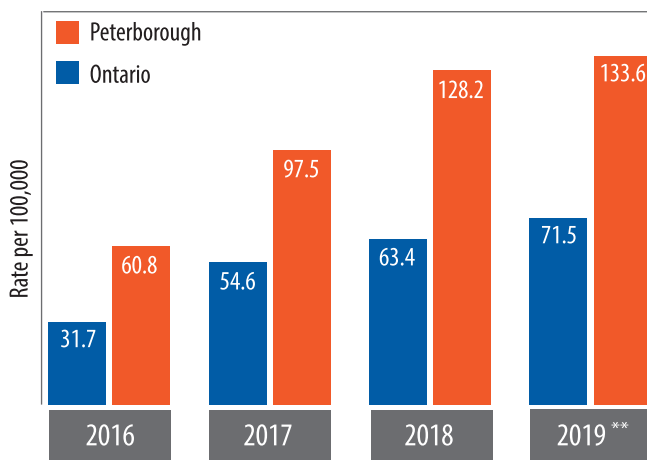


**52%** of calls occurred between **4:00 p.m. & 12:00 a.m.**

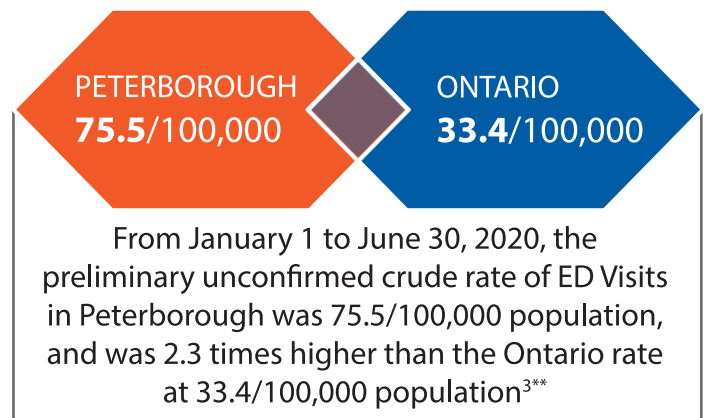
For reference, 49 opioid-related calls were received in the previous quarter (January-March 2020) and 60 calls were received in the same quarter last year (April-June 2019).

## Emergency Department (ED) Visits<sup>2</sup>

Rate of **CONFIRMED** opioid-related ED visits (by year) PPH and Ontario, 2016-2019\*

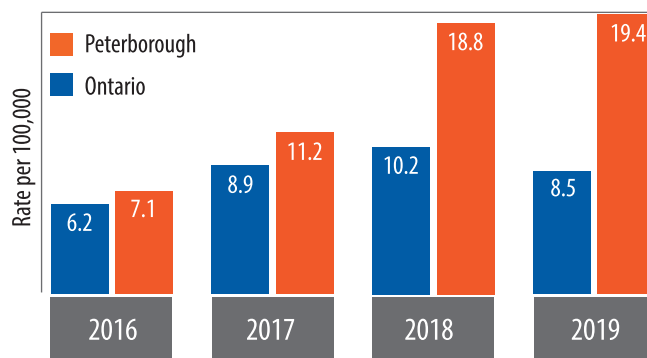


Rate of **Preliminary UNCONFIRMED** opioid-related ED visits (by year), PPH and Ontario, January-June 2020



## Deaths

Rate of **CONFIRMED** opioid-related deaths (by year) PPH and Ontario, 2016-2019<sup>2\*</sup>



**Number of local opioid-related deaths, 2016-2019<sup>2</sup>**

| YEAR             | NUMBER |
|------------------|--------|
| 2016             | 10     |
| 2017             | 16     |
| 2018             | 27     |
| 2019**           | 29     |
| 2020 (Jan-Apr)** | 12     |

**Of the 2019<sup>4</sup> opioid-related deaths**

**Ontario 92.9%** | **Peterborough 92.8%**  
of total were **accidental**

**Ontario 88%** | **Peterborough 82.1%**  
of total occurred among the **25-64 year old age group**

### **\*Limitations**

- Only a fraction of opioid overdoses would end up in an emergency department visit and hence may not reflect the total burden in the population.
- Data for Ontario residents who visit an ED/hospital or die outside of the province are not included.

### **\*\*Notes**

- 2019 and 2020 ED visits and death data should be considered preliminary and subject to change.
- Generally, ED visits and deaths are included in the calculations based on the listed place of residence that fall within the jurisdiction of Peterborough Public Health.

### **References**

<sup>1</sup>Data Source: Peterborough County-City Paramedics

<sup>2</sup>Data Source: Ontario Agency for Health Protection and Promotion (Public Health Ontario). Interactive Opioid Tool. Toronto, ON: Queen's Printer for Ontario; 2019. Available from:  
<https://www.publichealthontario.ca/en/data-and-analysis/substance-use/interactive-opioid-tool>

<sup>3</sup>Data Source: National Ambulatory Care Reporting System (NACRS), Canadian Institute for Health (CIHI)

<sup>4</sup>Data Source: Coroner's Opioid Investigative Aid, May 2017 to December 2019, Office of the Chief Coroner for Ontario, extracted April 30, 2020.