

Note: Information for this report was extracted from Ontario's integrated Public Health Information System (iPHIS) and the Case and Contact Management system (CCM) on September 22, 2020 at 4:00 PM and the Ontario Laboratories Information System (OLIS) on September 23, 2020 at 8:52 AM.

Case Summary

111

Total Cases



6

Active Cases



103

Resolved



2

Deaths

Testing Summary



> 27,800 Residents Tested

**1 out of every 6 residents
has been tested for COVID-19**

Testing Rate of 18.8%

Case Demographics



MALE CASES

52 **47%**

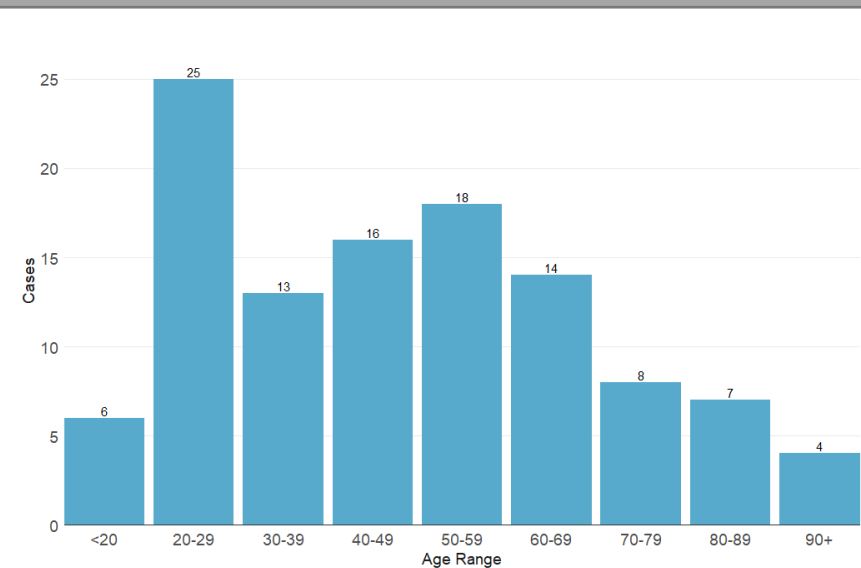


FEMALE CASES

59 **53%**



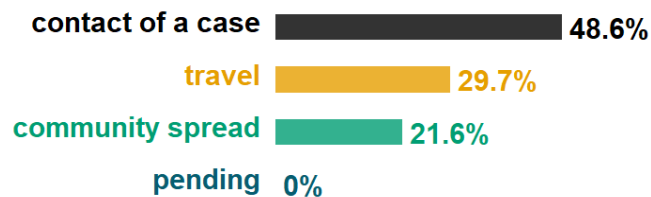
Cases by Age



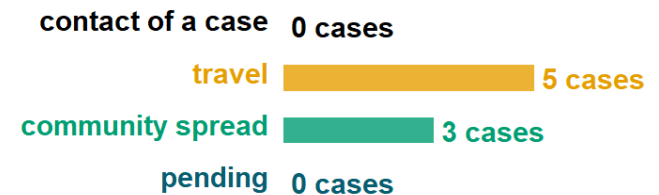
Note: Information for this report was extracted from Ontario's integrated Public Health Information System (iPHIS) and the Case and Contact Management system (CCM) on September 22, 2020 at 4:00 PM and the Ontario Laboratories Information System (OLIS) on September 23, 2020 at 8:52 AM.

Source of COVID-19 Exposure

Overall:



Last
4 Weeks:



Outbreaks

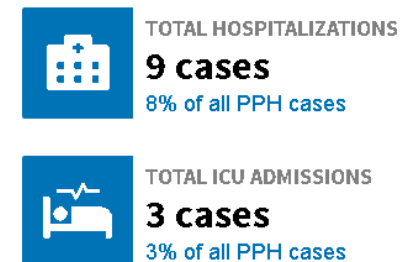
Local Institutional Outbreaks:



Local Cases linked to Ontario Outbreaks:



Hospitalizations



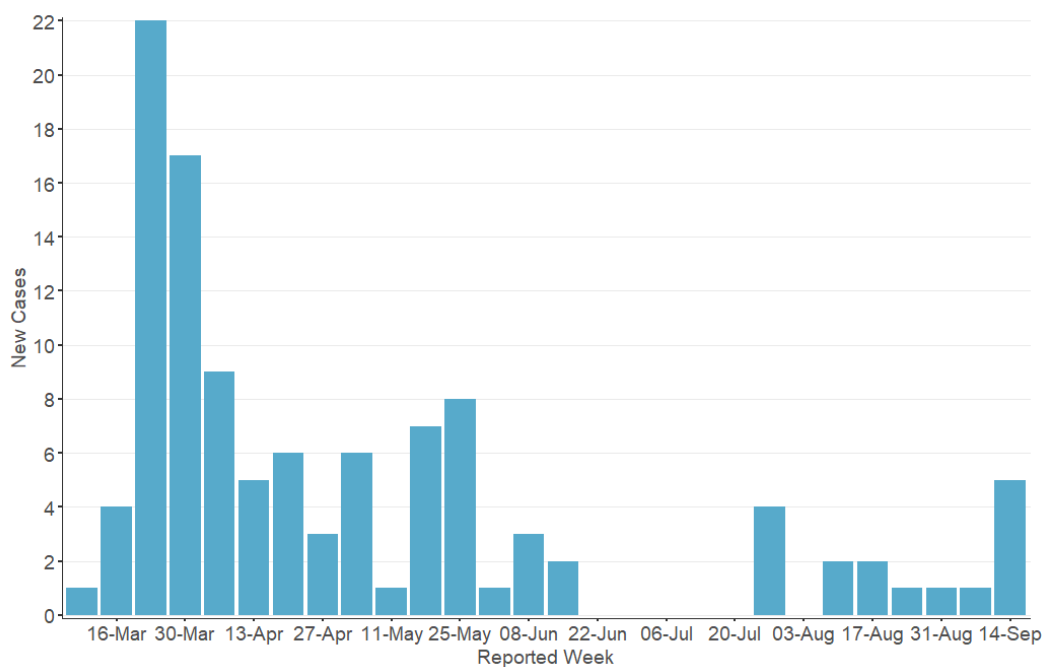
[†]A list of active COVID-19 outbreaks is available on our website:

<https://www.peterboroughpublichealth.ca/your-health/diseases-infections-immunization/diseases-and-infections/novel-coronavirus-2019-ncov/local-covid-19-status/>

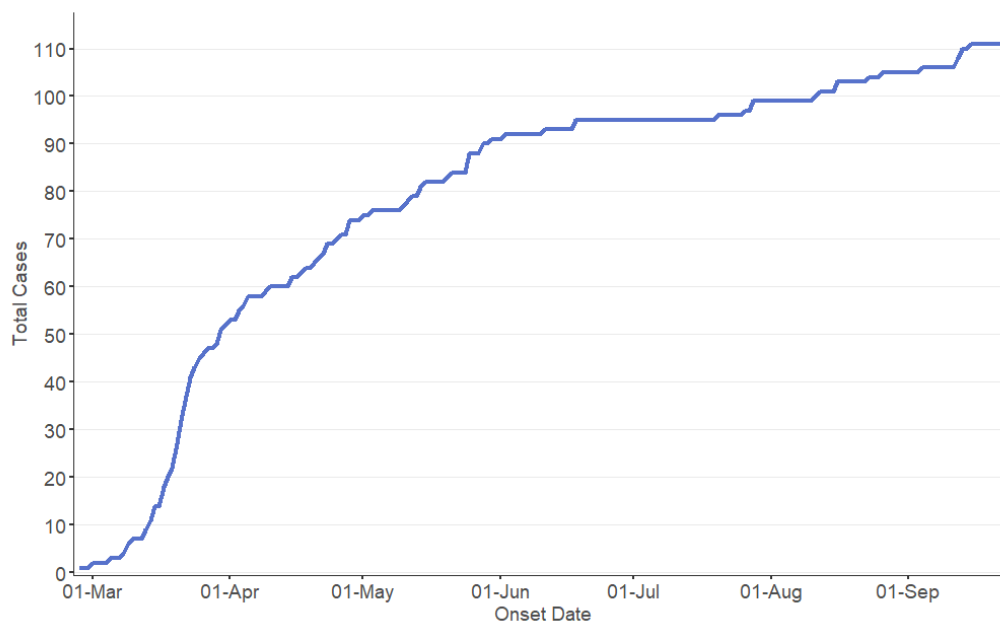
Note: Information for this report was extracted from Ontario's integrated Public Health Information System (iPHIS) and the Case and Contact Management system (CCM) on September 22, 2020 at 4:00 PM.

Timeline of Cases

New Cases by Reported Week



Total Cases by Onset Date



Note: Information for this report was extracted from Ontario's integrated Public Health Information System (iPHIS) and the Case and Contact Management system (CCM) on September 22, 2020 at 4:00 PM.

COVID-19 INCIDENCE RATES

Overall:

(January 15, 2020 to September 21, 2020)

LOCAL

75 cases

per 100,000 residents

ONTARIO

321 cases

per 100,000 residents

Last Week:

(September 15, 2020 to September 21, 2020)

LOCAL

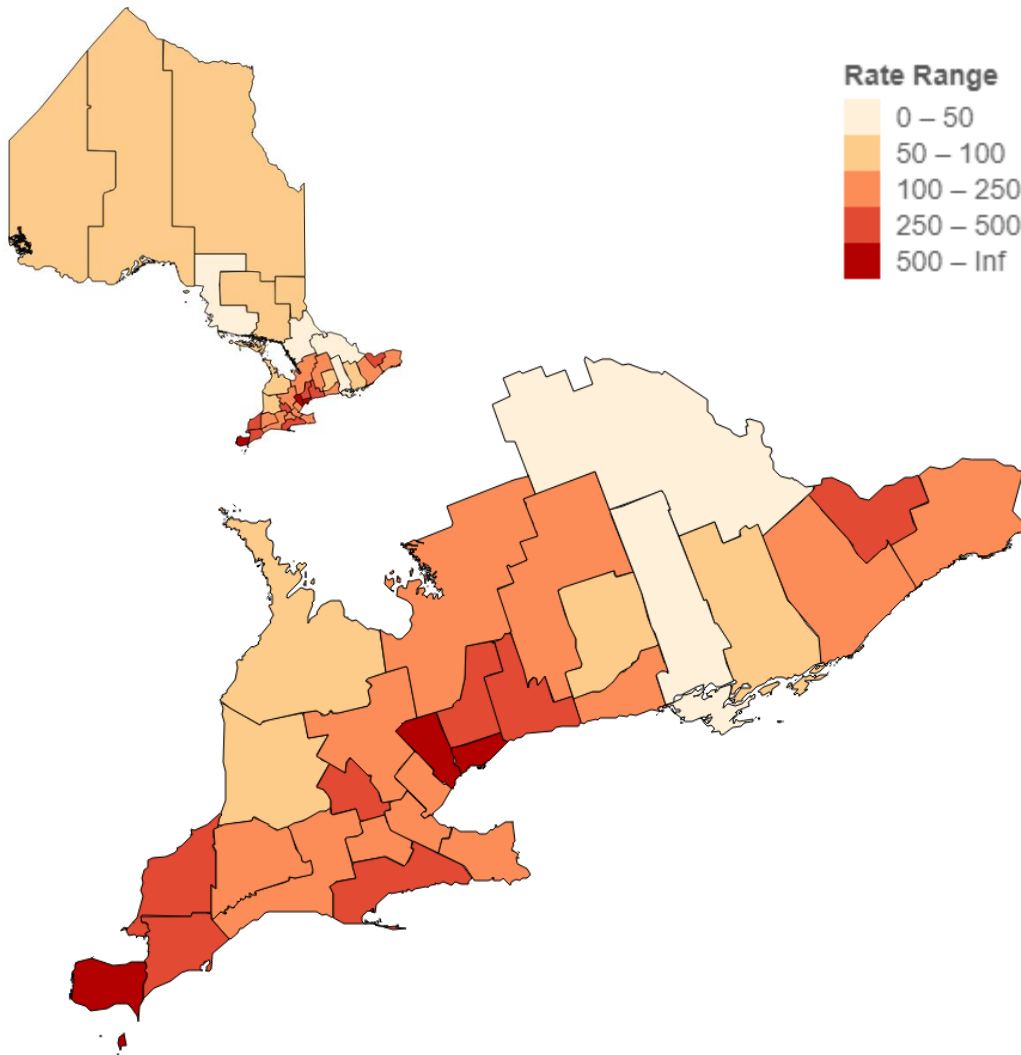
0.7 cases

per 100,000 residents

ONTARIO

18.1 cases

per 100,000 residents



Rate of confirmed cases of COVID-19 by public health unit: Ontario, January 15 to September 21, 2020

Source: Ontario Ministry of Health. Ontario COVID-19 Data Tool: Counts and rates of COVID-19 in Ontario.

Available: <https://www.publichealthontario.ca/en/data-and-analysis/infectious-disease/covid-19-data-surveillance/covid-19-data-tool>