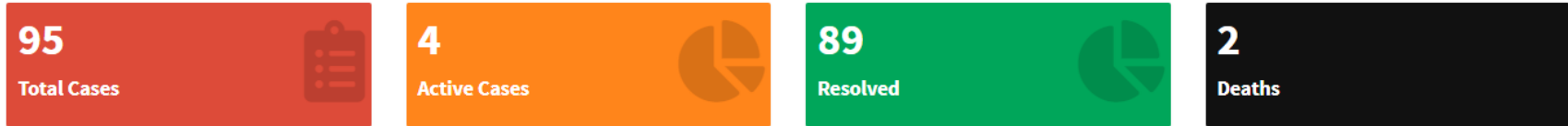


Note: Information for this report was extracted from Ontario's integrated Public Health Information System (iPHIS) on June 23, 2020 at 4:00 PM and the Ontario Laboratories Information System (OLIS) on June 24, 2020 at 8:55 AM.

Case Summary



Testing Summary



> 15,400 Residents Tested
(1,850 reported since June 17, 2020)

**1 out of every 10 residents
 has been tested for COVID-19**
Testing Rate of 10.4 %

Case Demographics



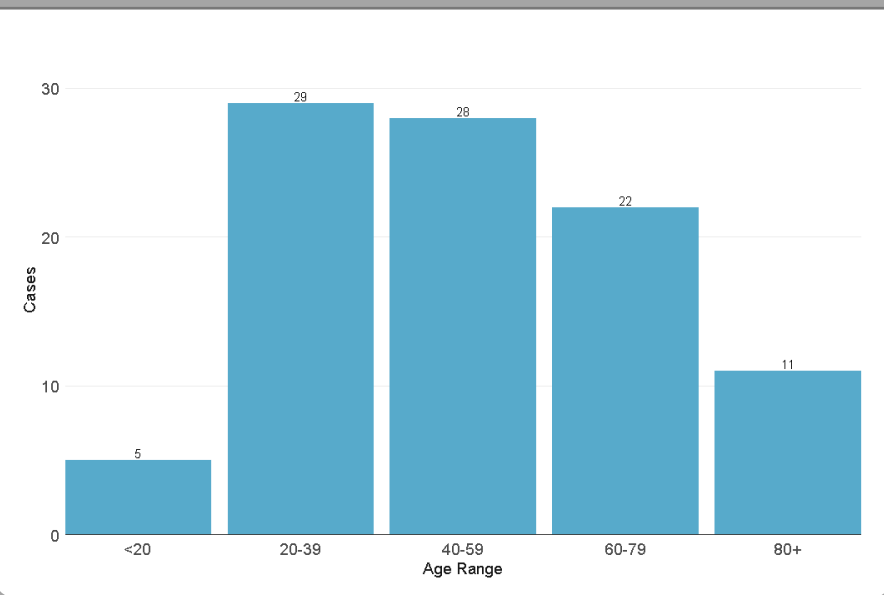
MALE CASES
44 **46%**



FEMALE CASES
51 **54%**



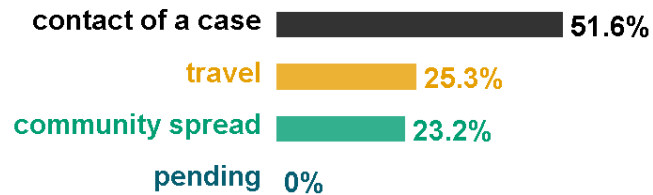
Cases by Age



Note: Information for this report was extracted from Ontario's integrated Public Health Information System (iPHIS) on June 23, 2020 at 4:00 PM and the Ontario Laboratories Information System (OLIS) on June 24, 2020 at 8:55 AM.

Source of COVID-19 Exposure

Overall:



**Last
4 Weeks:**



Outbreaks

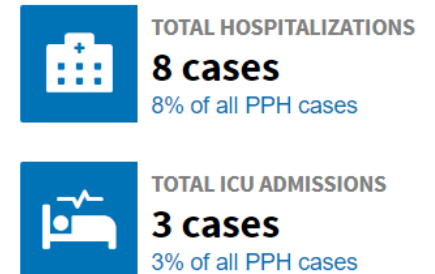
Local Institutional Outbreaks:



Local Cases linked to Ontario Outbreaks:



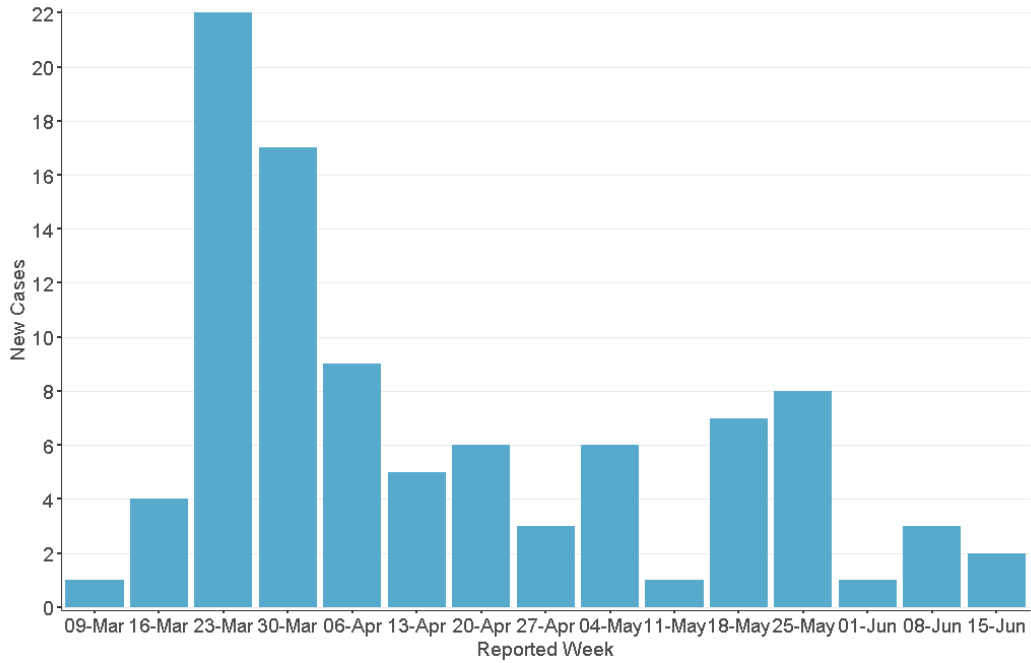
Hospitalizations



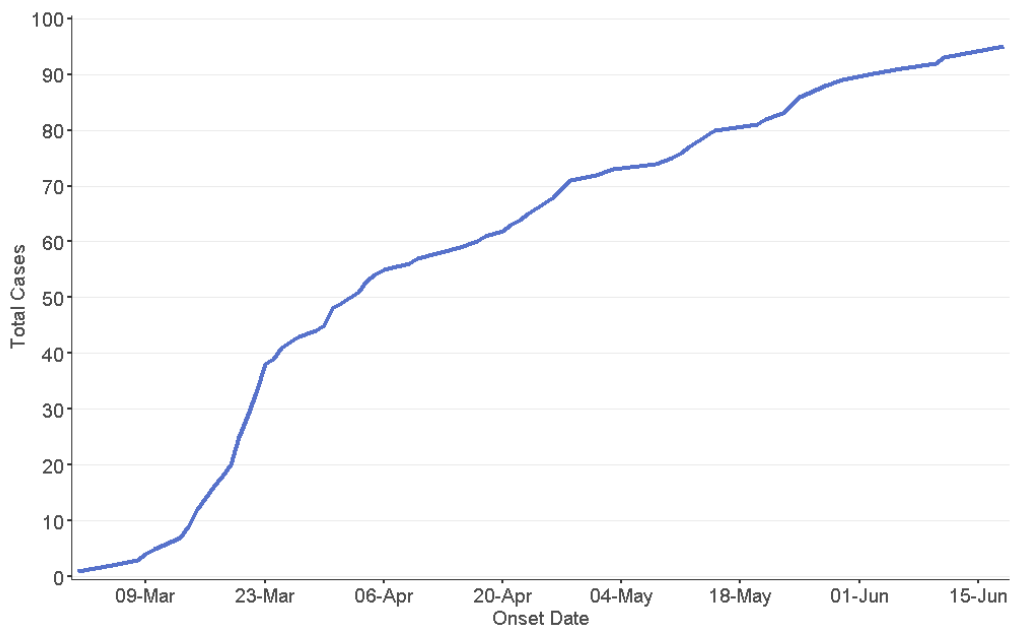
Note: Information for this report was extracted from Ontario's integrated Public Health Information System (iPHIS) on June 23, 2020 at 4:00 PM.

Timeline of Cases

New Cases by Reported Week



Total Cases by Onset Date



Note: Information for this report was extracted from Ontario's integrated Public Health Information System (iPHIS) on June 23, 2020 at 4:00 PM

COVID-19 INCIDENCE RATES

Overall:

(January 15, 2020 to June 22, 2020)

LOCAL

64 cases

per 100,000 residents

ONTARIO

228 cases

per 100,000 residents

Last Week:

(June 16, 2020 to June 22, 2020)

LOCAL

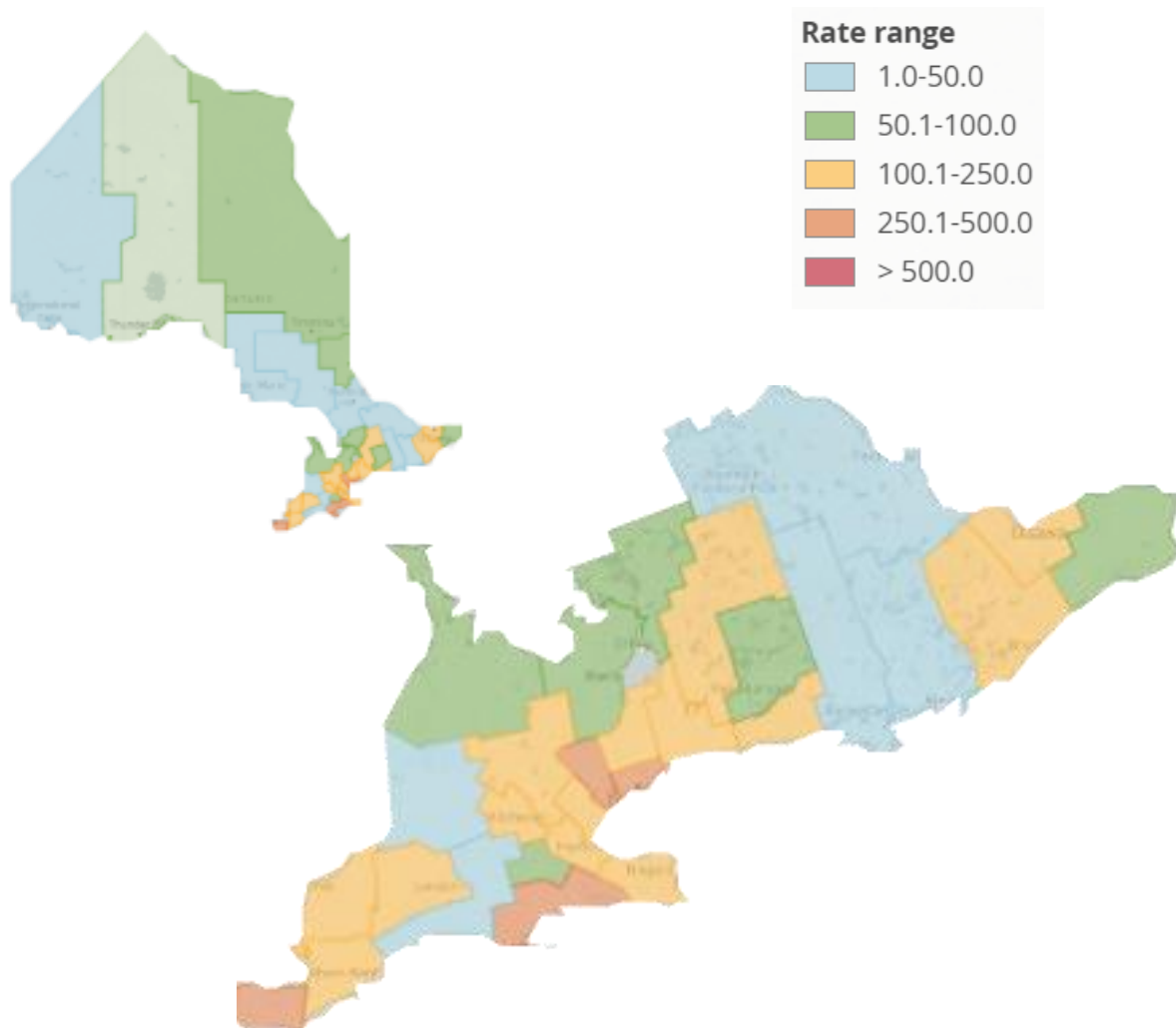
1.4 cases

per 100,000 residents

ONTARIO

10 cases

per 100,000 residents



Rate of confirmed cases of COVID-19 by public health unit: Ontario, January 15 to June 22, 2020

Source: Ontario Ministry of Health. Ontario COVID-19 Data Tool: Counts and rates of COVID-19 in Ontario.

Available: <https://www.publichealthontario.ca/en/data-and-analysis/infectious-disease/covid-19-data-surveillance/covid-19-data-tool>