


Note: Information for this report was extracted from: Ontario's integrated Public Health Information System (iPHIS) on May 26, 2020 at 4:00 PM and the Ontario Laboratories Information System (OLIS) on May 27, 2020 at 8:47 AM.

Case Summary



Testing Summary



> 7,350 Residents Tested
(450 reported since May 20, 2020)

**1 out of every 20 residents
has been tested for COVID-19**
Testing Rate of 5.0%

Case Demographics



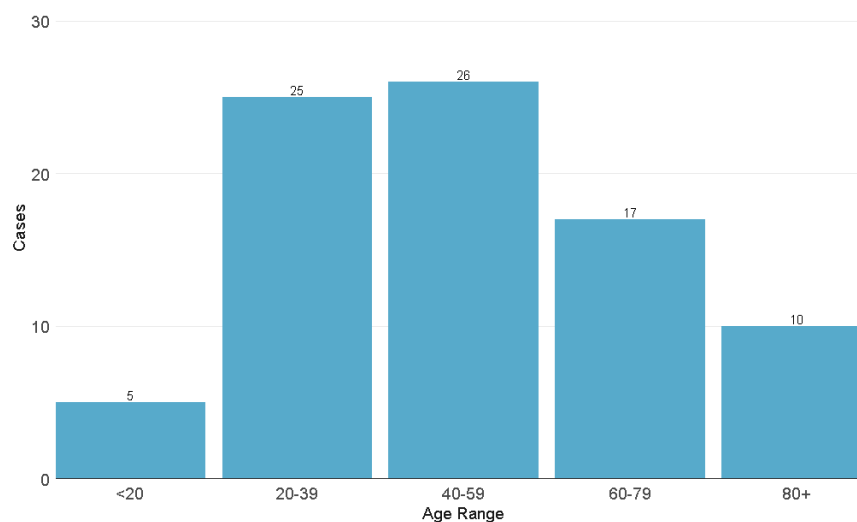
MALE CASES
36 **43%**



FEMALE CASES
47 **57%**



Cases by Age



Note: Information for this report was extracted from: Ontario's integrated Public Health Information System (iPHIS) on May 26, 2020 at 4:00 PM and the Ontario Laboratories Information System (OLIS) on May 27, 2020 at 8:47 AM.

Hospitalizations

TOTAL HOSPITALIZATIONS
7 cases

8% of all PPH cases


TOTAL ICU ADMISSIONS
3 cases

4% of all PPH cases

Source of COVID-19 Exposure
contact of a case**51.9%**
travel**29.6%**
community spread**16%**
pending**2.5%**
Local Cases linked to Ontario Outbreaks
15 cases
Long-Term Care Homes
3 cases
Retirement Homes
4 cases
Other
Local Institutional COVID-19 Outbreaks

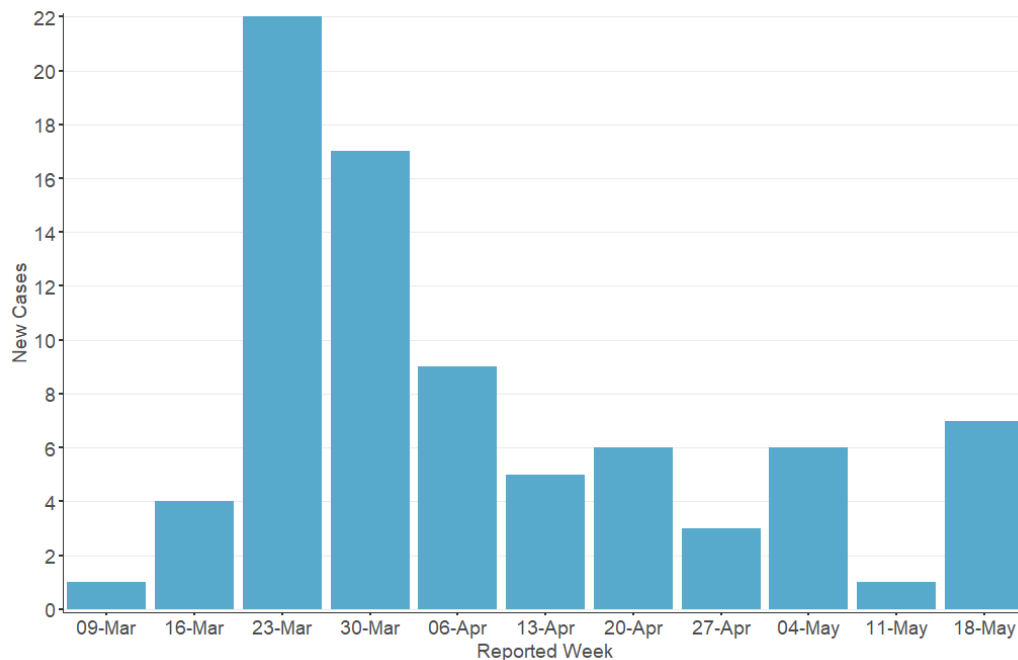
Institution	Type	Status
Kawartha Heights Retirement Living	Retirement Home	Resolved
St. Joseph's at Fleming	Long-Term Care Home	Resolved
Extendicare Lakefield	Long-Term Care Home	Resolved*
Peterborough Retirement Residence	Retirement Home	Resolved*
Empress Gardens	Retirement Home	Resolved*
St. John's Senior Centre	Retirement Home	Resolved
Riverview Manor	Long-Term Care Home	Resolved
PRHC	Hospital	Resolved

*Lab Error

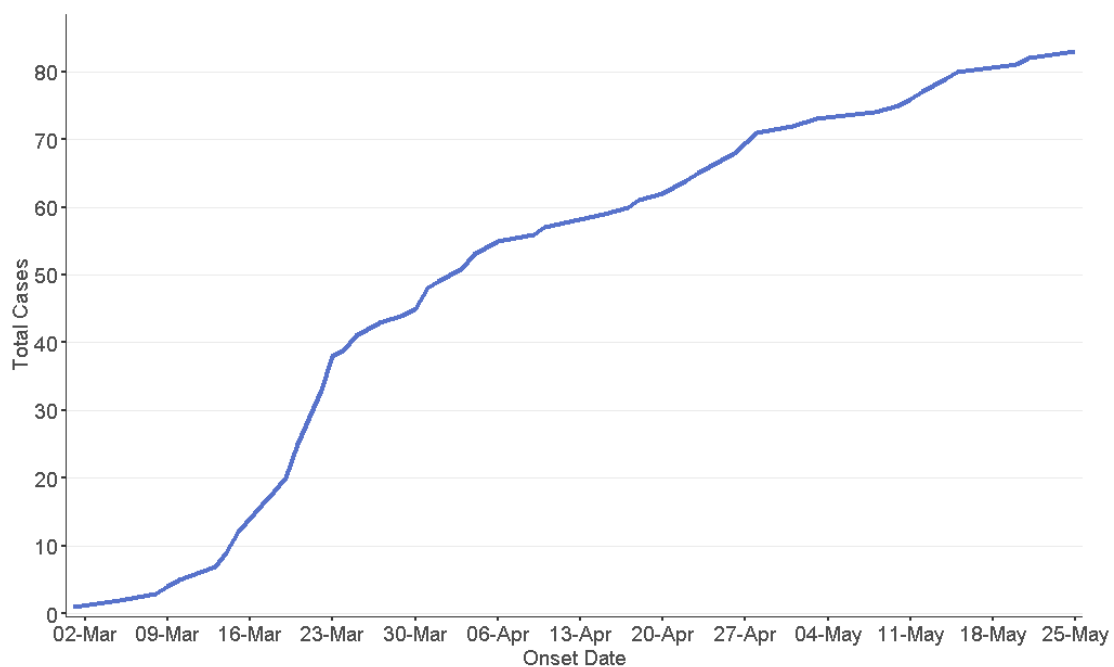
Note: Information for this report was extracted from Ontario's integrated Public Health Information System (iPHIS) on May 26, 2020 at 4:00 PM.

Timeline of Cases

New Cases by Reported Week



Total Cases by Onset Date

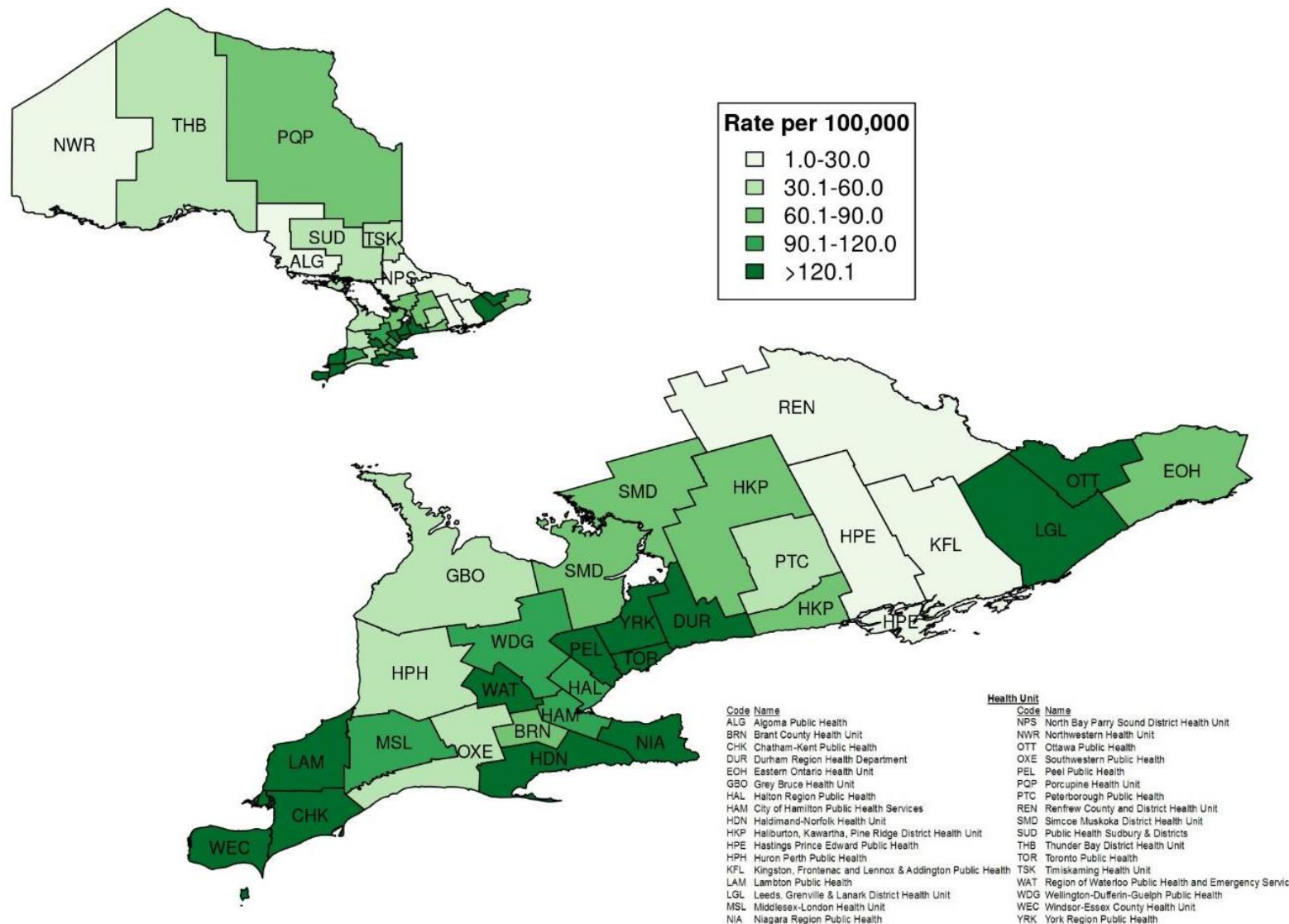


Note: Information for this report was extracted from: Ontario's integrated Public Health Information System (iPHIS) on May 26, 2020 at 4:00 PM

Rate of confirmed cases of COVID-19 by public health unit: Ontario, January 15 to May 25, 2020

Source: Ontario Ministry of Health. Epidemiologic Summary COVID-19 in Ontario: January 15, 2020 to May 25, 2020.

Available: <https://files.ontario.ca/moh-covid-19-report-en-2020-05-26.pdf>



LOCAL COVID-19 INCIDENCE RATES

Overall:

56 cases
per 100,000 residents
(January 15, 2020 to May 26, 2020)

Last week:

4.7 cases
per 100,000 residents
(May 20, 2020 to May 26, 2020)